

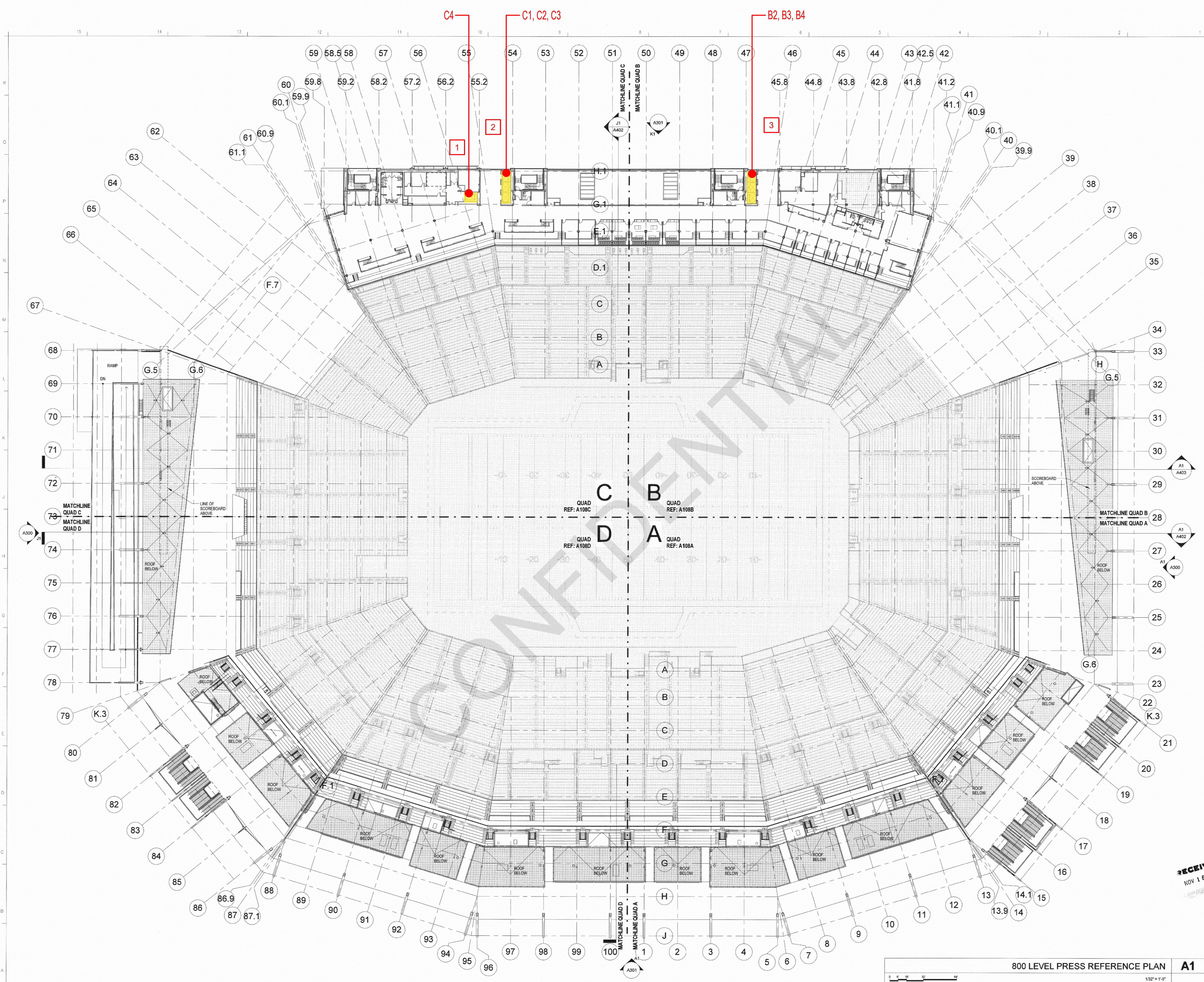
Pacific Access Consulting
&
Gary Waters Architect

1421 Guerneville Road, Suite 230, Santa Rosa, CA 95403
Tel: 707/523-0849 Cell: 707/479-3872
Email: Gary@pawm-architects.com

Seal:

Revisions:

MARK	DATE	REVISION
△	09/14/19	ISSUED FOR REVIEW



HNTB
Howard, Needles, Tammen & Bergendoff California Architects, P.C.

Magness Klemencic Associates - Structural Engineers
1501 Fifth Avenue, Suite 3200
Seattle, WA 98101
Ph: (206) 252-1200
Fax: (206) 252-1201

Gutteridge Haskins & Devry - Civil Engineers
411 Montgomery Street, Suite 700
San Francisco, CA 94104
Ph: (415) 263-4900
Fax: (415) 263-4900

FP & C Consultants, Inc. - Life Safety Egress Consultants
3770 Broadway
Kaiser Center, 9th Floor
San Francisco, CA 94118
Ph: (415) 778-0800
Fax: (415) 778-0804

DVV Associates - Curtain Wall
2902 West Cresthaven Drive
Sherman Oaks, CA 91304
Ph: (805) 778-0800
Fax: (805) 778-0804

The Guzzardo Partnership, Inc. - Landscape
381 Greenview Street
San Francisco, CA 94118
Ph: (415) 433-4072


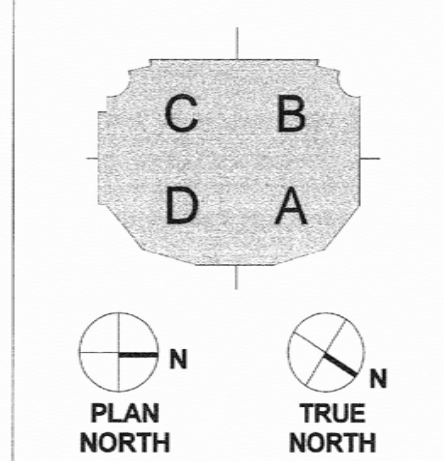
Phershin Healy - Vertical Transportation
32066 Sandpoint Drive
Orange Park, FL 32067
Ph: (352) 967-4423
Fax: (352) 967-4423

Wrightson, Johnson, Haddon & Williams, Inc. - AV
4801 Spring Valley Road, Suite 113
Dallas, TX 75244
Ph: (972) 934-3700
Fax: (972) 934-3700

Debra Nichols Design - Signage & Graphics
468 Jackson Street
San Francisco, CA 94111
Ph: (415) 249-4657

Lloyd Consulting Group - Turf Consultant
7749 N. W. 16th Street, Suite 105-204
Scottsdale, AZ 85268-3749
Ph: (602) 635-4226

49ERS
NEW SANTA CLARA STADIUM
1800 Centennial Blvd.
Santa Clara, CA 95054-1229

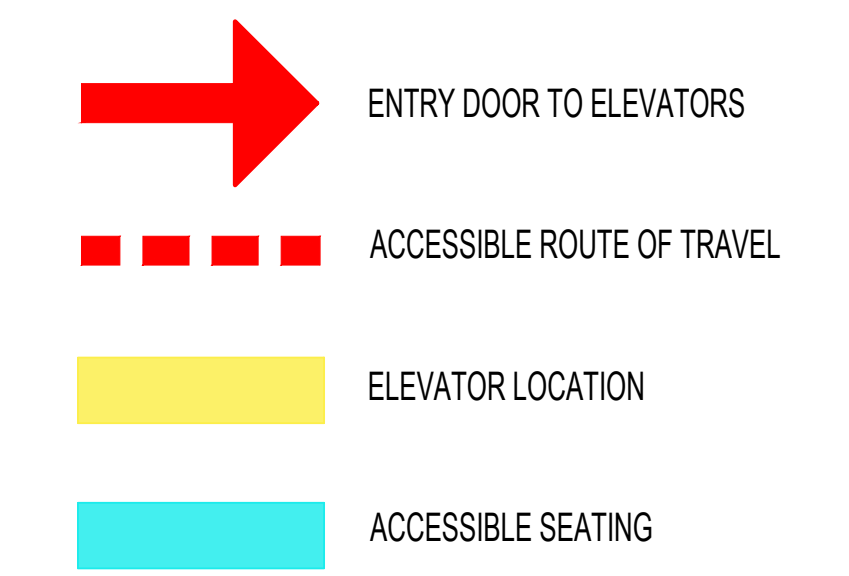


DATE: 11/15/2012
REVISION: ARCHITECTURAL CORE & SHELL PERMIT SET
PROJECT NO.: 58059
DRAWN BY: ...
CHECKED BY: ...
APPROVED BY: ...

APPROVED
By City of Santa Clara
Building Inspection Division
NOV 16 2012

SHEET TITLE & NUMBER
800 LEVEL PRESS REFERENCE PLAN
A108
Scale: AS SHOWN

- 1 AT THE APPROACH TO ELEVATORS C1, C2, & C3 PROVIDE SIGNAGE AT A LOCATION CLEARLY VISIBLE TO PERSONS WITH DISABILITIES USING A WHEELCHAIR. THE LOCATION OF ELEVATOR C4 AND INDICATE IT SERVES THE NRG TERRACE. ALSO PROVIDE SIMILAR SIGNAGE AT THE DOOR LEADING TO THE LOBBY OF ELEVATOR C4.
- 2 AT ELEVATORS C1, C2 & C3 PROVIDE SIGNAGE AT A LOCATION CLEARLY VISIBLE TO PERSONS WITH DISABILITIES USING A WHEELCHAIR AND INDICATING THE STADIUM LEVELS THEY SERVE.
- 3 AT ELEVATORS B2, B3 & B4 PROVIDE SIGNAGE AT A LOCATION CLEARLY VISIBLE TO PERSONS WITH DISABILITIES USING A WHEELCHAIR AND INDICATING THE STADIUM LEVELS THEY SERVE. SIGNAGE SHALL ALSO INDICATE THE ELEVATOR B2 SERVES THE NRG TERRACE.



THE COMPLETED ACCESS BARRIER REMOVAL WORK SHALL COMPLY WITH THE 2010 AMERICANS WITH DISABILITIES ACT STANDARDS AND THE CALIFORNIA BUILDING CODE IN EFFECT AT THE TIME OF THE WORK.

800 Level Accessible Route of Travel and Accessible Signage

Scale: NTS

Project:
LEVI STADIUM ACCESSIBILITY

4900 Centennial Blvd.
Santa Clara, CA

Sheet Description:
800 LEVEL ACCESSIBLE ROUTE OF TRAVEL AND ACCESSIBLE SIGNAGE

Job No.: 19-008 Scale: AS SHOWN

Dwg File Name: Exhibit-D-8.dwg

Sheet:
EXHIBIT D-8

C:\Users\jgall@hntb.com\Documents\160516\160516_800 Level Press Reference Plan.dwg Plot: [Time: Sep 17 2019 10:48:43am] Director: 1 LT: 160516_800 Level Press Reference Plan.dwg