

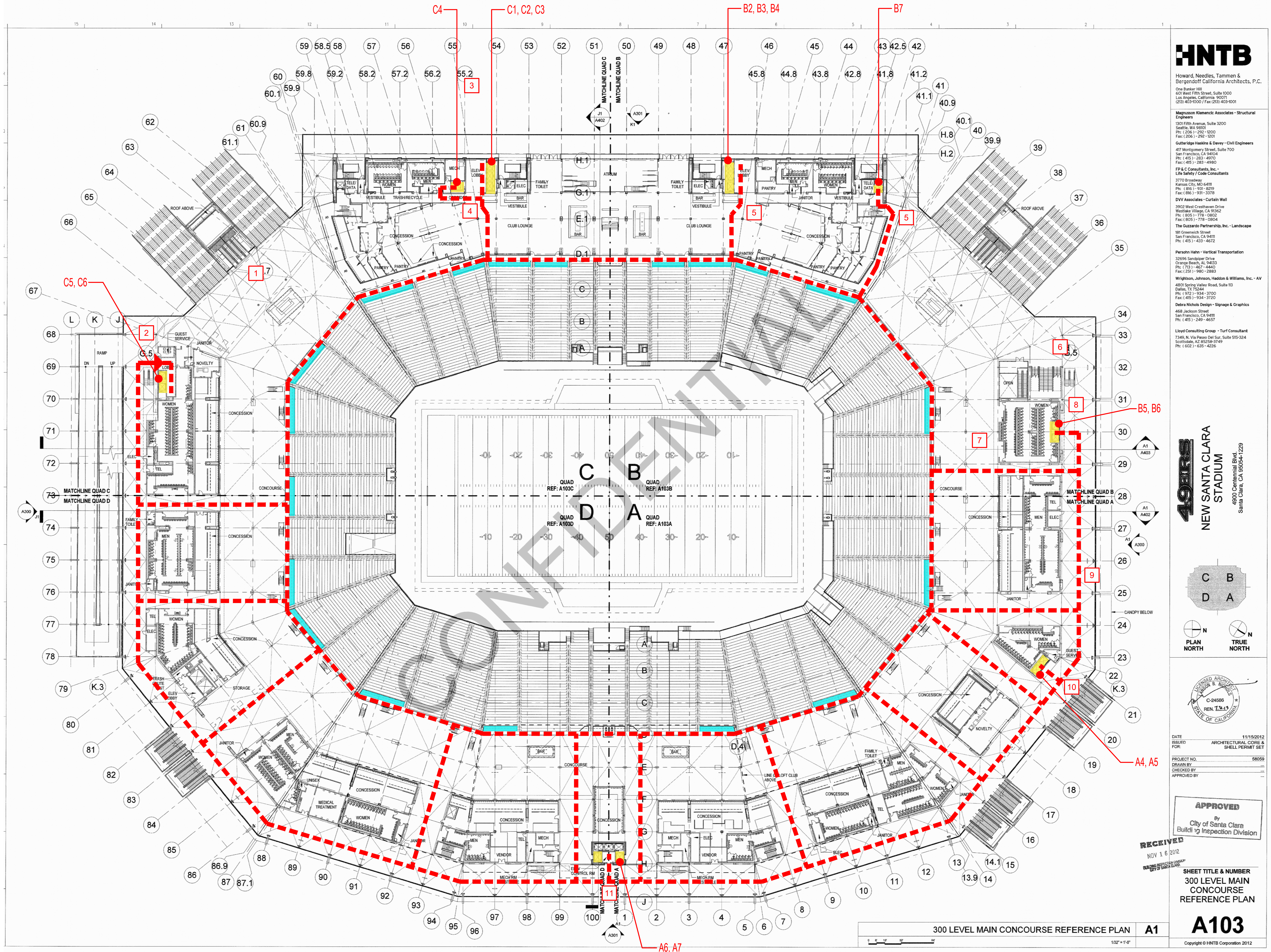
**SETTLEMENT  
AGREEMENT  
EXHIBIT D PART 2**

Pacific Access Consulting & Gary Waters Architect

1421 Guerneville Road, Suite 230, Santa Rosa, CA 95403  
Tel: 707/523-0849 Cell: 707/479-3872  
Email: Gary@pwa-architects.com

Revisions:

MARK	DATE	REVISION
△	09/14/19	ISSUED FOR REVIEW



Howard, Needles, Tammen & Bergendoff California Architects, P.C.  
One Bayview Hill  
601 West Fifth Street, Suite 1000  
San Francisco, California 94101  
(415) 403-9000 / Fax (415) 403-9001

Magnuson Kiernick Associates - Structural Engineers  
1305 Fifth Avenue, Suite 2000  
Seattle, WA 98101  
Ph: (206) 476-5200  
Fax: (206) 476-5201

Gutteridge Hankins & Dwyer - Civil Engineers  
417 Montgomery Street, Suite 700  
San Francisco, CA 94104  
Ph: (415) 778-8800  
Fax: (415) 778-8804

P.K. Consultants, Inc. - Life Safety / Code Consultants  
2770 Broadway  
Kansas City, MO 64111  
Ph: (816) 931-8079  
Fax: (816) 931-8079

DW Associates - Curtain Wall  
3902 West Cresthaven Drive  
Westlake Village, CA 91362  
Ph: (805) 776-0822  
Fax: (805) 776-0824

The Guzzetta Partnership, Inc. - Landscape  
58 Greenwich Street  
San Francisco, CA 94102  
Ph: (415) 433-4672


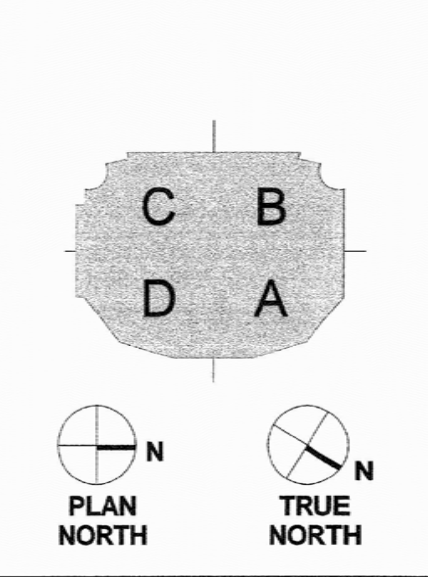
Parsons Hehn - Vertical Transportation  
20300 Sandstone Drive  
Orange Beach, AL 36613  
Ph: (713) 667-6462  
Fax: (231) 980-2883

Wrightson Johnson, Hubbell & Williams, Inc. - AV  
4802 Spring Valley Road, Suite 100  
Dallas, TX 75244  
Ph: (972) 934-9344  
Fax: (972) 934-9700

Stevens Nielsen Design - Signage & Graphics  
448 Jackson Street  
San Francisco, CA 94101  
Ph: (415) 249-4657

Lloyd Consulting Group - Turf Consultant  
7249 N. Via Potosi Del Sur, Suite 515-524  
Scottsdale, AZ 85260-3149  
Ph: (602) 635-4226

**LEVI STADIUM**  
4900 Centennial Blvd.,  
Santa Clara, CA 95051-1229



DATE: 11/15/2012  
ISSUED FOR: ARCHITECTURAL CORE & SHELL PERMIT SET

PROJECT NO.: 98059  
DRAWN BY:  
CHECKED BY:  
APPROVED BY:

**APPROVED**  
By  
City of Santa Clara  
Building Inspection Division

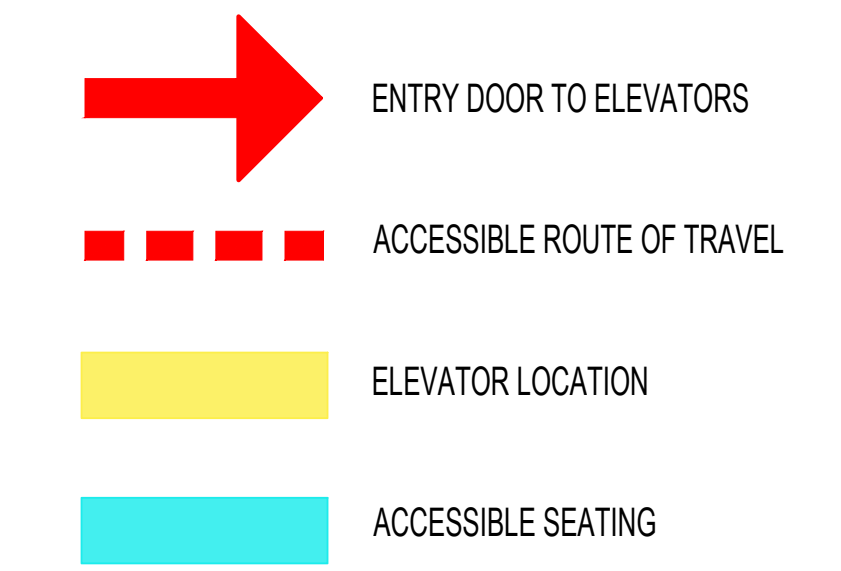
RECEIVED  
NOV 16 2012

SHEET TITLE & NUMBER  
300 LEVEL MAIN CONCOURSE  
REFERENCE PLAN

**A103**

Copyright © HNTB Corporation 2012

- 1 AT THE ESCALATORS PROVIDE A SIGN CLEARLY VISIBLE TO PERSONS WITH DISABILITIES USING A WHEELCHAIR THE LOCATION OF ELEVATORS C5 & C6.
- 2 AT THE DOOR TO THE ELEVATOR LOBBY AT ELEVATORS C5 & C6, PROVIDE SIGNAGE AT A LOCATION CLEARLY VISIBLE TO PERSONS WITH DISABILITIES USING A WHEELCHAIR AND INDICATING THE STADIUM LEVELS THEY SERVE.
- 3 AT ELEVATORS C1, C2 & C3 PROVIDE SIGNAGE AT A LOCATION CLEARLY VISIBLE TO PERSONS WITH DISABILITIES USING A WHEELCHAIR AND INDICATING THE STADIUM LEVELS THEY SERVE.
- 4 AT THE APPROACH TO ELEVATORS C1, C2 & C3 PROVIDE SIGNAGE AT A LOCATION CLEARLY VISIBLE TO PERSONS WITH DISABILITIES USING A WHEELCHAIR THE LOCATION OF ELEVATOR C4 AND INDICATE IT SERVES THE NRG TERRACE. ALSO PROVIDE SIMILAR SIGNAGE AT THE DOORS LEADING TO THE LOBBY AT ELEVATOR C4.
- 5 AT ELEVATORS B2, B3 & B4 PROVIDE SIGNAGE AT A LOCATION CLEARLY VISIBLE TO PERSONS WITH DISABILITIES USING A WHEELCHAIR AND INDICATING THE STADIUM LEVELS THEY SERVE. SIGNAGE SHALL ALSO INDICATE THE ELEVATOR B2 SERVES THE NRG TERRACE.
- 6 AT THE ESCALATORS PROVIDE A SIGN CLEARLY VISIBLE TO PERSONS WITH DISABILITIES USING A WHEELCHAIR THE LOCATION OF ELEVATORS B5 & B6.
- 7 AT EACH CONNECTION BETWEEN THE INTERIOR CIRCULATION AND THE OUTER CIRCULATION PROVIDE SIGNAGE AT A LOCATION CLEARLY VISIBLE BY PERSONS WITH DISABILITIES USING A WHEELCHAIR INDICATING THE LOCATION OF THE NEAREST ELEVATORS.
- 8 AT ELEVATORS B5 & B6 PROVIDE SIGNAGE AT A LOCATION CLEARLY VISIBLE TO PERSONS WITH DISABILITIES USING A WHEELCHAIR AND INDICATING THE STADIUM LEVELS THEY SERVE.
- 9 AT EACH CONNECTION TO THE OUTER CIRCULATION PROVIDE SIGNAGE CLEARLY VISIBLE TO PERSONS WITH DISABILITIES USING A WHEELCHAIR INDICATING THE LOCATION OF THE NEAREST ELEVATORS.
- 10 AT ELEVATORS A4 & A5 PROVIDE SIGNAGE AT A LOCATION CLEARLY VISIBLE TO PERSONS WITH DISABILITIES USING A WHEELCHAIR AND INDICATING THE STADIUM LEVELS THEY SERVE.
- 11 AT ELEVATORS A6 & A7 PROVIDE SIGNAGE AT A LOCATION CLEARLY VISIBLE TO PERSONS WITH DISABILITIES USING A WHEELCHAIR AND INDICATING THE STADIUM LEVELS THEY SERVE.



THE COMPLETED ACCESS BARRIER REMOVAL WORK SHALL COMPLY WITH THE 2010 AMERICANS WITH DISABILITIES ACT STANDARDS AND THE CALIFORNIA BUILDING CODE IN EFFECT AT THE TIME OF THE WORK.

Scale: NTS

# 300 Level Accessible Route of Travel and Accessible Signage

Project:

LEVI STADIUM  
ACCESSIBILITY

4900 Centennial Blvd.  
Santa Clara, CA

Sheet Description:

300 LEVEL  
ACCESSIBLE ROUTE  
OF TRAVEL AND  
ACCESSIBLE SIGNAGE

Job No.: 19-008 Scale: AS SHOWN

Dwg File Name: Exhibit-D-3.dwg

Sheet:  
**EXHIBIT  
D-3**

Pacific Access Consulting & Gary Waters Architect

1421 Guerneville Road, Suite 230, Santa Rosa, CA 95403  
Tel: 707/523-0849 Cell: 707/479-3872  
Email: Gary@pacificaccess.com

Seal:

Revisions:

MARK	DATE	REVISION
△	09/14/19	ISSUED FOR REVIEW

Project:

LEVI STADIUM ACCESSIBILITY

4900 Centennial Blvd.  
Santa Clara, CA

Sheet Description:

400 LEVEL ACCESSIBLE ROUTE OF TRAVEL AND ACCESSIBLE SIGNAGE

Job No.: 19-008

Scale: AS SHOWN

Dwg File Name: Exhibit-D-4.dwg

Sheet:

EXHIBIT  
D-4

- 1 AT ELEVATOR C7 PROVIDE SIGNAGE AT A LOCATION CLEARLY VISIBLE TO PERSONS WITH DISABILITIES USING A WHEELCHAIR AND INDICATING THE STADIUM LEVELS THEY SERVE.
- 2 AT A LOCATION PROXIMATE TO THE ENTRY TO THE ESCALATOR AND CLEARLY VISIBLE TO PERSONS WITH DISABILITIES PROVIDE SIGNAGE INDICATING THE LOCATION OF ELEVATOR C7.
- 3 AT THE APPROACH TO ELEVATORS C1, C2 & C3 PROVIDE SIGNAGE AT A LOCATION CLEARLY VISIBLE TO PERSONS WITH DISABILITIES USING A WHEELCHAIR THE LOCATION OF ELEVATOR C4 AND INDICATE IT SERVES THE NRG TERRACE. ALSO PROVIDE SIMILAR SIGNAGE AT THE DOORS LEADING TO THE LOBBY AT ELEVATOR C4.
- 4 AT ELEVATORS C1, C2 & C3 PROVIDE SIGNAGE AT A LOCATION CLEARLY VISIBLE TO PERSONS WITH DISABILITIES USING A WHEELCHAIR AND INDICATING THE STADIUM LEVELS THEY SERVE.
- 5 AT ELEVATORS B2, B3 & B4 PROVIDE SIGNAGE AT A LOCATION CLEARLY VISIBLE TO PERSONS WITH DISABILITIES USING A WHEELCHAIR AND INDICATING THE STADIUM LEVELS THEY SERVE. SIGNAGE SHALL ALSO INDICATE THE ELEVATOR B2 SERVES THE NRG TERRACE.
- 6 AT ELEVATOR B7 PROVIDE SIGNAGE AT A LOCATION CLEARLY VISIBLE TO PERSONS WITH DISABILITIES USING A WHEELCHAIR AND INDICATING THE STADIUM LEVELS THEY SERVE.
- 7 AT ELEVATORS A1, A2 & A3 PROVIDE SIGNAGE AT A LOCATION CLEARLY VISIBLE TO PERSONS WITH DISABILITIES USING A WHEELCHAIR AND INDICATING THE STADIUM LEVELS THEY SERVE.
- 8 AT ELEVATORS A6 & A7 PROVIDE SIGNAGE AT A LOCATION CLEARLY VISIBLE TO PERSONS WITH DISABILITIES USING A WHEELCHAIR AND INDICATING THE STADIUM LEVELS THEY SERVE.

**HNTB**

Howard, Needles, Tammen & Bergendoff California Architects, P.C.  
One Barker Hill  
601 West Fifth Street, Suite 1000  
Los Angeles, California 90071  
(213) 405-9000 / Fax (213) 405-9001

Magnuson Klemencic Associates - Structural Engineers  
1302 Fifth Avenue, Suite 3200  
Seattle, WA 98101  
Ph: (206) 292-1200  
Fax: (206) 292-1001

Gutteridge Hankins & Davey - Civil Engineers  
401 Montgomery Street, Suite 700  
San Francisco, CA 94104  
Ph: (415) 398-9970  
Fax: (415) 398-4980

TP&C Consultants, Inc. - LVA Safety / Code Consultants  
3710 Broadway  
Kansas City, MO 64111  
Ph: (816) 931-9299  
Fax: (816) 931-9278

DWV Associates - Curtain Wall  
3202 West Chrysalis Drive  
Westlake Village, CA 91362  
Ph: (805) 778-0800  
Fax: (805) 778-0804

The Gustafson Partnership, Inc. - Landscape  
191 Coronado Street  
San Francisco, CA 94111  
Ph: (415) 431-4678

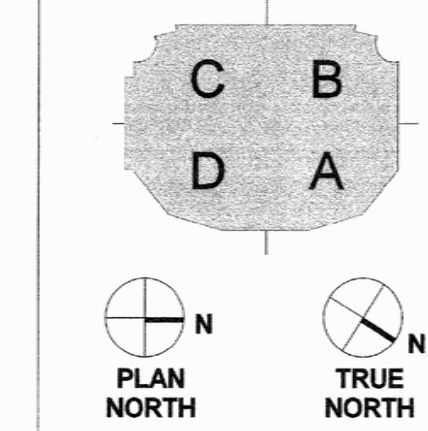
Persohn-Hahn - Vertical Transportation  
32695 Sandpoint Drive  
Chino Hills, CA 91709  
Ph: (714) 427-4440  
Fax: (714) 980-1883

Wrightson, Johnson, Haddon & Williams, Inc. - AV  
4803 Spring Valley Road, Suite 113  
Dallas, TX 75244  
Ph: (972) 534-3700  
Fax: (972) 534-3700

Debra Nichols Design - Signage & Graphics  
468 Jackson Street  
San Francisco, CA 94111  
Ph: (415) 269-4657

Level Consulting Group - Turf Consultant  
7349 N. Via Vista Drive, Suite 205-204  
Scottsdale, AZ 85268-3749  
Ph: (480) 355-4628

**49ERS**  
NEW SANTA CLARA STADIUM  
4900 Centennial Blvd.  
Santa Clara, CA 95054-1229

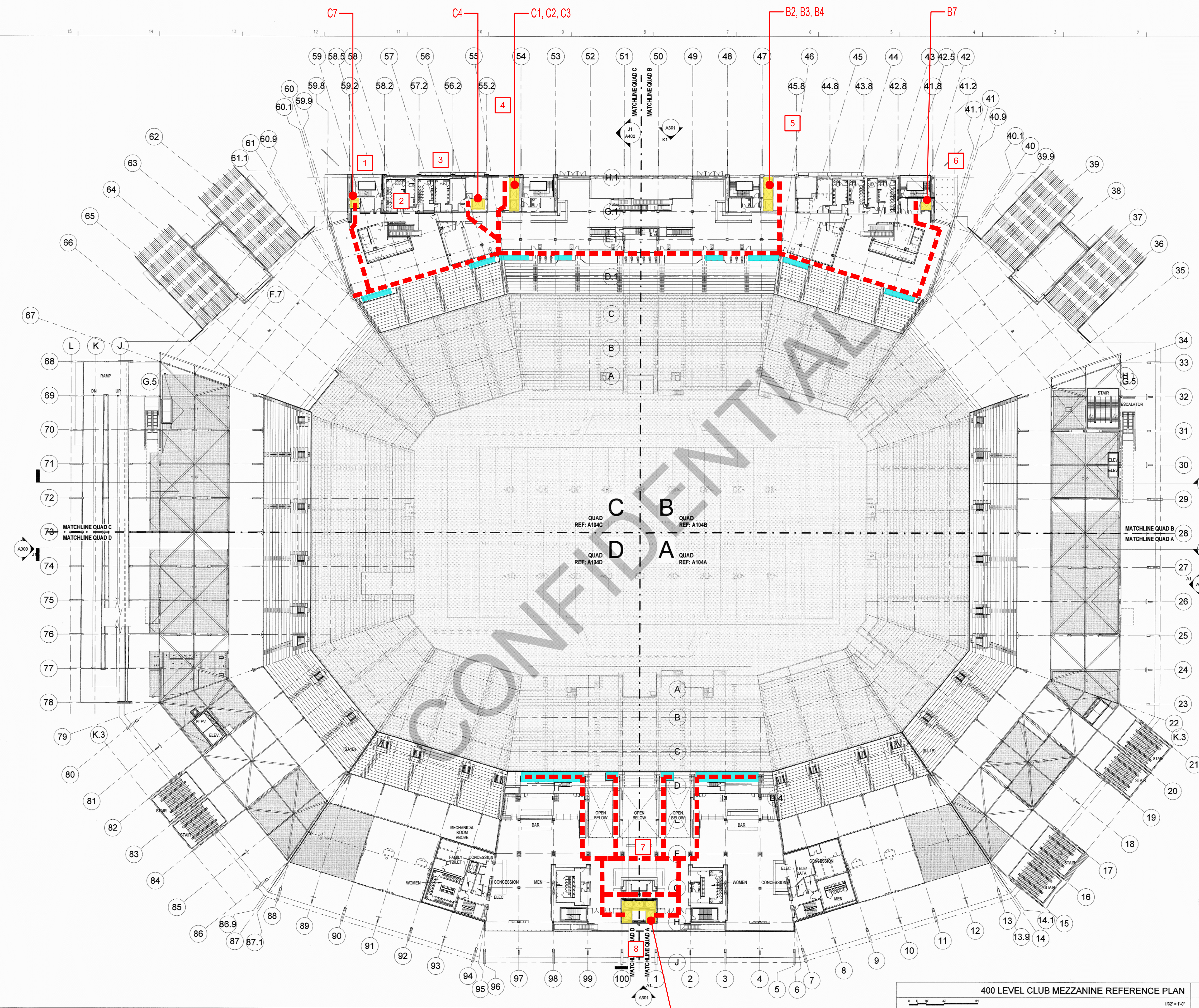


DATE: 11/15/2012  
ISSUED FOR: ARCHITECTURAL CORE & SHELL PERMIT SET  
PROJECT NO.: 58009  
DRAWN BY: ...  
CHECKED BY: ...  
APPROVED BY: ...

**APPROVED**  
By  
City of Santa Clara  
Building Inspection Division

SHEET TITLE & NUMBER  
400 LEVEL CLUB MEZZANINE REFERENCE PLAN  
**A104**

Copyright © HNTB Corporation 2012



400 LEVEL CLUB MEZZANINE REFERENCE PLAN A1  
Scale: 1/8" = 1'-0"

- ENTRY DOOR TO ELEVATORS
- ACCESSIBLE ROUTE OF TRAVEL
- ELEVATOR LOCATION
- ACCESSIBLE SEATING

THE COMPLETED ACCESS BARRIER REMOVAL WORK SHALL COMPLY WITH THE 2010 AMERICANS WITH DISABILITIES ACT STANDARDS AND THE CALIFORNIA BUILDING CODE IN EFFECT AT THE TIME OF THE WORK.

# 400 Level Accessible Route of Travel and Accessible Signage

Scale: NTS

S:\Projects\2018\49ERS\49ERS\_400\_Level\_Club\_Mezzanine\_Reference\_Plan.dwg  
 User: gary.waters  
 Date: 11/15/2012 10:08:36am  
 Plot: [Time: Sep 17, 2019 10:08:36am] Director1 LT: 2019-08-30 10:08:36am  
 L:\Projects\2018\49ERS\49ERS\_400\_Level\_Club\_Mezzanine\_Reference\_Plan.dwg  
 User: gary.waters  
 Date: 11/15/2012 10:08:36am  
 Plot: [Time: Sep 17, 2019 10:08:36am] Director1 LT: 2019-08-30 10:08:36am