

# EXHIBIT D

1 Guy B. Wallace, State Bar No. 176151  
gwallace@schneiderwallace.com  
2 Sarah Colby, State Bar No. 194475  
scolby@schneiderwallace.com  
3 SCHNEIDER WALLACE  
COTTRELL KONECKY  
4 WOTKYNS LLP  
2000 Powell Street, Suite 1400  
5 Emeryville, CA 94608  
Telephone: (415) 421-7100  
6 Facsimile: (415) 421-7105

Adam B. Wolf, State Bar No. 215914  
awolf@prwlegal.com  
Catherine Cabalo, State Bar No. 248198  
ccabalo@prwlegal.com  
PEIFFER ROSCA WOLF  
ABDULLAH CARR & KANE  
4 Embarcadero Center, 14th Floor  
San Francisco, CA 94111  
Telephone: (415) 766-3592  
Facsimile: (415) 402-0058

7 Linda M. Dardarian, State Bar No. 131001  
ldardarian@gbdhlegal.com  
8 Andrew P. Lee, State Bar No. 245903  
alee@gbdhlegal.com  
9 GOLDSTEIN BORGEN DARDARIAN & HO  
300 Lakeside Drive, Suite 1000  
10 Oakland, CA 94612  
Telephone: (510) 763-9800  
11 Facsimile: (510) 835-1417

12 Attorneys for Plaintiffs and the Proposed Classes

13 **UNITED STATES DISTRICT COURT**  
14 **NORTHERN DISTRICT OF CALIFORNIA-SAN JOSE DIVISION**

16 ABDUL NEVAREZ; PRISCILLA NEVAREZ,  
17 and SEBASTIAN DEFRANCESCO, on behalf of  
18 themselves and all others similarly situated;

19 Plaintiffs,

20 vs.

21 FORTY NINERS FOOTBALL COMPANY, LLC,  
22 a Delaware limited liability company, *et al.*,

23 Defendants.

Case No. 5:16-cv-07013-LHK (SVK)

**CLASS ACTION**

**DECLARATION OF WILLIAM SCOTT  
MCBRAYER IN SUPPORT OF  
PLAINTIFFS' MOTION FOR CLASS  
CERTIFICATION**

Date: June 14, 2017  
Time: 1:30 p.m.  
Crtrm: 8  
Before: Hon. Lucy H. Koh  
Trial Date: April 22, 2019

1 I, William Scott McBrayer, declare:

2 1. This Declaration is submitted in support of Plaintiffs' Motion for Class  
3 Certification in *Nevarez et al., v. Forty Niners Football Co., LLC, et al.*, Case No. 5:16-cv-07013-  
4 LHK (SVK), in the U.S. District Court, Northern District of California. I make this Declaration of my  
5 own personal knowledge of the facts stated below, and if called as a witness in this case, I could and  
6 would testify as stated below.

7 **QUALIFICATIONS AND BACKGROUND**

8 2. I am a specialist in building codes and standards as they relate to accessibility for  
9 persons with physical disabilities. I have thirty years of experience in the construction industry,  
10 including serving as a superintendent for an Engineering News-Record (ENR) top 25 general  
11 contractor, construction quality control manager, project manager, project inspector of record (IOR),  
12 and accessibility consultant. I have been a specialist in disability accessibility since 2012. Over the  
13 last 6 years, my focus has been serving as an Inspector of Record on projects for schools and  
14 universities and working as an accessibility consultant for public entities and private owners.

15 3. I am currently an independent accessibility consultant and principal of  
16 Construction Quality Group. I am presently the Inspector of Record for the Cal Poly Pomona  
17 Student Services Building. Recent projects include central plant and science building renovations at  
18 CSU Fullerton, the student recreation center at Cal Poly Pomona, Willowbrook Library in Los  
19 Angeles, and a multi-family housing/retail project in Woodland Hills, California.

20 4. I have worked on several large-scale accessibility site assessments for state and  
21 private clients. I have also served as a litigation access specialist for both defendants and plaintiffs  
22 involving several public agencies and private entities. I am familiar with the techniques that people  
23 with mobility disabilities employ for mobility. I have used this knowledge to work with facility  
24 owners to identify and prioritize removal of barriers to accessibility according to the degree of non-  
25 compliance and barriers' severity.

26 5. I am very familiar with the requirements of federal disability access design  
27 standards, including the 2010 Americans with Disabilities Act Standards for Accessible Design  
28

1 (“ADAS”), the Americans with Disabilities Act Accessibility Guidelines (“ADAAG”), and the  
2 Uniform Federal Accessibility Standards (“UFAS”). I am also very familiar with the requirements of  
3 California accessibility design standards as codified within the California Building Code (“CBC”),  
4 often known as Title 24 of the California Code of Regulations (“Title 24”). This is only a partial  
5 listing of access standards in which I am knowledgeable. I have extensive experience inspecting and  
6 measuring individual elements of newly constructed, altered and existing facilities to determine the  
7 extent to which they comply with these accessibility standards.

8 6. I am a California Certified Access Specialist in good standing (CASp #594). The  
9 certification, administered by the California Division of the State Architect, signifies that I am  
10 qualified to evaluate plans, investigate facilities, conduct research, perform inspections, and prepare  
11 reports to determine compliance with applicable state and federal accessibility provisions, including  
12 statutes, regulations and standards.

13 7. The opinions I express in connection with this litigation are based upon various  
14 professional trainings and seminars I have attended, upon articles, reports, codes, acts, regulations,  
15 interpretations and publications that I have studied, my professional experience interpreting and  
16 applying the requirements of disability access regulations in professional practice, and on my  
17 experience in working with public entities and business owners to educate them on their obligations  
18 for providing facilities that are accessible to individuals with disabilities.

19 8. Attached to this Declaration as **Exhibit A** is a true and correct copy of my  
20 curriculum vitae.

21 **SCOPE OF WORK AND BASES OF TESTIMONY IN THIS MATTER**

22 9. Counsel for Plaintiffs retained Gary Waters of Pacific Access Consulting, Jeff  
23 Mastin of Facility Access Consulting, Inc., and Construction Quality Group to survey Levi's Stadium  
24 in Santa Clara, California (“the Stadium”). I conducted the survey on behalf of Construction Quality  
25 Group. We were asked to determine the extent to which the Stadium and its physical elements  
26  
27  
28

1 comply with the standards set forth in the 2010 ADAS, the 1991 ADAAG<sup>1</sup> and the 2010 CBC, and to  
2 assess the sufficiency of the policies, procedures, and practices of Defendants—the City of Santa  
3 Clara (“the City”), the Santa Clara Stadium Authority (“the Stadium Authority”), Forty Niners  
4 Football Co. LLC, Forty Niners SC Stadium Co. LLC, and Forty Niners Stadium Management Co.  
5 LLC—with respect to disability access for persons with mobility disabilities.

6           10.           I reviewed the Stadium's architectural plans in advance of and during our  
7 inspection of the Stadium to familiarize myself with the Stadium's layout and location of certain  
8 elements of the Stadium.

9           11.           I inspected the following elements of the Stadium:

10           a. Suites (internal features)

11                   i. Level 500 – Black Oak Casino Resort Suites

12                   ii. Level 500 – Citrix Owners Club Suites

13                   iii. Level 500 – SAP Tower Suites

14                   iv. Level 600 – SAP Tower Suites

15                   v. Level 700 – SAP Tower Suites

16           b. Level 100 -- BNY Mellon Club West

17                   i. Food service counters

18                   ii. Bars

19                   iii. Dining surfaces

20           c. Level 300 – Main Concourse

21                   i. Dining counters (these elements are identified as "drink rails" in the plans)

22                   ii. Verizon kiosks

23                   iii. Concessions

24           d. Level 500 – Black Oak Resort Casino Club

25                   i. Fire extinguisher and AED cabinets

27 <sup>1</sup> I use the phrase “1991 ADAAG” to refer to 1991 ADA accessibility standards that were originally  
28 published on July 26, 1991 and republished as Appendix D to 28 C.F.R. part 36.

- e. Level 500 – Citrix Owners Club
  - i. Service counters
  - ii. Fire extinguisher cabinets
  - iii. Dining surfaces
- f. Level 500, Level 600, and Level 700 -- SAP Tower
  - i. Fire extinguisher and AED cabinets
- g. Level 700 – Upper Concourse
  - i. Dining counters (these elements are identified as “drink rails” in the plans)
  - ii. Pepsi and Bud Light platform seating areas
  - iii. Concessions
- h. Sloped route (identified as “service ramp” in the plans)

**SITE INSPECTION OF THE STADIUM AND ITS FACILITIES**

12. I was part of a team of three disability access consultants who surveyed Levi’s Stadium from January 22-26, 2018. The other two consultants were Gary Waters and Jeff Mastin. The Stadium is an extremely large facility, so in order to complete the inspection in the time allotted, each of us inspected different areas and/or elements of the Stadium according to a division of labor we agreed upon in advance.

13. **Methodology.** In conducting my surveys, I follow the methods outlined in the Department of Justice’s ADA Best Practices Tool Kit, Introduction to Appendices 1 and 2. The equipment I use includes a two-foot digital smart level, a metal tape measure, a door pressure gauge, plumb bob, combination square, torpedo level, and a camera. I record the information in note form. Typically, I will begin a survey by familiarizing myself with the facility. I will note whether required elements are provided or not and record dimensions, slopes and cross slopes as appropriate. In conducting the survey, I will identify if the required accessible features are provided and if they meet the most restrictive requirements of the 1991 ADAAG or the 2010 ADAS, depending on the date of construction, and the applicable version of the CBC (the 2010 CBC in this case). This typically involves taking dimensions, slopes and cross slopes, as applicable, and photographs.

1           14.           **Tolerances.** In conducting the survey, I considered and applied dimensional  
2 tolerances except where the requirement is stated as a range with specific minimum and maximum end  
3 points. In that case, “the range provides an adequate tolerance and therefore no tolerance outside of  
4 the range at either end point is permitted.” 2010 ADAS, Advisory 104.1.1. “Where an element is to  
5 be installed at the minimum or maximum permitted dimension, such as ‘15 inches minimum’ or ‘5  
6 pounds maximum,’ it would not be good practice to specify ‘5 pounds (plus X pounds) or 15 inches  
7 (minus X inches).’ Rather, it would be good practice to specify a dimension less than the required  
8 maximum (or more than the required minimum) by the amount of the expected field or manufacturing  
9 tolerance and not to state any tolerance in conjunction with the specified dimension.” *Id.* Using the  
10 Dimensional Tolerances for New and Existing Construction approved by the San Francisco Building  
11 Inspection Commission on September 16, 1998, attached as **Exhibit B** to this Declaration, I did not  
12 record any conditions that would fall within the tolerances listed therein, including the following:

- 13           a. Concrete paving. Standard: Plus or minus 1/4" over 10' for drives, parking surfaces,  
14           sidewalks and other side paving.
- 15           b. Concrete slabs for flatness and straightness. Standard: Bull-float slab is plus or  
16           minus 1/2" over 10'.
- 17           c. Flatness of counter tops. Standard: 1/4" per 8'.
- 18           d. Clear opening at doors. Standard: plus or minus 3/8".
- 19           e. Plumbing fixture installation. Standard: plus or minus 1/2" measured from the  
20           finished wall or floor.
- 21           f. Handrail dimensions. Nominal handrails not to vary more than 3/16" in diameter  
22           from code dimension; height plus or minus 3/16" measured from finished floor.
- 23           g. Threshold. Standard: 1/8" variation in threshold height is permitted above the  
24           finished floor surface.
- 25           h. Knee clearance under wall mounted plumbing fixtures, including lavatories,  
26           drinking fountains, urinals and toilets. Standard: Mounting height above finished  
27           floor equals plus or minus 3/8". Within a 30" wide area, centered on the accessible  
28

1 basin or fixture, there may be a variation of 1/4" in height between the lower edge of  
2 the counter and the finished floor.

- 3 i. Switches, receptacles, pull stations, controls and similar devices. Standard: Plus or  
4 minus 1/2" vertically.
- 5 j. Door operating pressure. Standard: Plus or minus 1/2 pound.
- 6 k. Operating pressures for faucets, flush valves and miscellaneous hardware. Standard:  
7 Plus or minus 1/2 pound.

8 15. My detailed survey findings and photographs are attached as **Exhibit C**. Below is  
9 a summary of those findings.

10  
11 16. **Features and Amenities on the Main Concourse (Level 300) and Upper**  
12 **Concourse (Level 700)**. Many of the features and amenities on both concourse levels violate the  
13 2010 ADAS, the 1991 ADAAG and the 2010 CBC.

- 14 a. None of the dining counters, which are identified as “drink rails” in the architectural  
15 plans and found throughout the Stadium on both concourse levels, allow for a  
16 forward approach by a person in a wheelchair, which would allow that person to  
17 watch an event at the Stadium comfortably while using the dining counter. *See Exh.*  
18 **C** at Items 843-849, 855-865. Each of these dining counters has a horizontal pipe  
19 between the support posts that blocks a wheelchair user’s toe clearance. *Id.* These  
20 dining counters are also too high in certain sections. *Id.* at Item 844. For example,  
21 the dining counters in Section 127 of the Stadium vary in height from 34-5/16 to 34-  
22 13/16 inches, which is higher than the acceptable height range of 28" minimum and  
23 34" maximum for an accessible dining surface. *Id.*
- 24 b. Several counters at concessions and bars are inaccessible because they are too high –  
25 they range from 37-9/16" to 40-7/8" above the finished floor (“AFF”) versus the 34"  
26 AFF maximum height. *Id.* at Items 835, 837.



- 1 c. Portable condiment stations<sup>2</sup> are inaccessible because dispenser handles for all  
2 condiments are too high – the highest point in their range of motion is 51" AFF  
3 versus the maximum allowed 48" AFF. *Id.* at Item 839.
- 4 d. Portable concession stands are inaccessible, because each stand does not have  
5 adequate clear length and depth (i.e., a 36"-long, unobstructed counter extending the  
6 same depth of the counter for the full 36" length), which is required for a parallel  
7 approach by a person in a wheelchair. *Id.* at Items 866-876.
- 8 e. Queue lines are generally painted on the walk surface at permanent concessions.  
9 The aisle width is typically 36", and the aisle width at the end is less than 60", not  
10 allowing a wheelchair user the required space to maneuver in the line. This can be  
11 particularly difficult due to the large numbers of people in the concessions areas  
12 during events. *Id.* at Items 838, 842.
- 13 f. Verizon kiosks on the Main Concourse level are on raised platforms that have an  
14 excessive slope at the edge of the platform (27%). *Id.* (Items 850, 852). This  
15 exceeds the maximum 5% running slope allowed for a walking surface and also  
16 exceeds the maximum 8.33% slope allowed for a ramp. Also, the height of the  
17 counters at the kiosks is excessively high (42.25" above the platform floor vs. 36"  
18 AFF maximum allowed). *Id.* at Items 851, 853.
- 19 g. On the south side of the Upper Concourse, there are benches with built-in shelves  
20 that are dining surfaces, however, there are no shelves positioned for a forward  
21 approach by a wheelchair user, and the shelves, which are approximately 25-3/4"  
22 AFF, are below the 28" AFF minimum height for an accessible dining surface. *Id.*  
23 at Item 877.

24  
25  
26  
27 <sup>2</sup> The Stadium allowed us to inspect one portable condiment station as an exemplar, as all of these  
28 portable condiment stations appear to be identical throughout the Stadium.

- 1 h. There are no accessible-height dining surfaces on the south side of the Upper  
2 Concourse – only high-top tables that are 42" AFF, higher than the 34" AFF  
3 maximum height for accessible dining surfaces. *Id.* at Item 878.
- 4 i. There is an abrupt change in level of 1/2" at the floor transition at an access panel at  
5 the south end of the Upper Concourse. *Id.* at Item 892. Changes in level between  
6 1/4" high minimum and 1/2" high maximum shall be beveled with a slope not  
7 steeper than 1:2.

8 As a result of these barriers, patrons with mobility disabilities will inevitably experience  
9 difficulty and expend time and energy trying to access these features of the Stadium, if they are able to  
10 access them at all.

11 17. **Upper Concourse (Level 700): Specialty Seating on Bud Light and Pepsi**  
12 **Raised Platforms.** Specialty seating areas on raised platforms are located at the north and south sides  
13 of the Upper Concourse – two "Pepsi" platforms are at the north end and two "Bud Light" platforms  
14 are at the south end. The west Bud Light platform has a ramp and stairs, and the east Bud Light  
15 platform is accessible by stairs only. All platforms violate the 2010 ADAS, the 1991 ADAAG, and  
16 the 2010 CBC.

- 17 a. Both Pepsi platforms are inaccessible because:
- 18 i. no one using a wheelchair can access them, as they are accessible by stairs  
19 only (**Exh. C** at Item 888);
- 20 ii. the stairs have handrails on one side only, not on both sides as required to  
21 allow a semi-ambulatory person (for example, someone using a cane) to  
22 access the stairs (*id.* at Item 889);
- 23 iii. they have bar stool seating only (no wheelchair seating) (*id.* at Item 891);
- 24 iv. even if a wheelchair user could somehow get onto the platforms, there is no  
25 way for a wheelchair user to see the field from the platforms, as the front  
26 wall of the platform facing the Stadium field is too high; and
- 27 v. dining surfaces are too high – they are 43" AFF versus the 34" AFF  
28 maximum allowed height (*id.* at Item 890).

- 1           b. The west Bud Light platform has a ramp and is inaccessible because:
- 2                 i. it is too steep (the slope of the ramp itself varies from 8.6% to 9.9% and the
- 3                 transition strip at the bottom of the ramp is 30.2% -- all steeper than the
- 4                 8.33% maximum allowable slope for a ramp) (*id.* at Items 880, 881);
- 5                 ii. areas of the ramp do not have a stable, firm, and slip-resistant surface where
- 6                 the coating on the ramp is chipped or peeling and where tape is peeling at the
- 7                 joints (*id.* at Item 882);
- 8                 iii. it has inadequate 9" handrail extensions (handrail extensions should extend
- 9                 horizontally for 12" minimum beyond the top and bottom of the ramp) (*id.*
- 10                at Item 883); and
- 11                iv. it does not have edge protection to prevent a wheelchair, scooter, cane,
- 12                walker, or other assistive device from slipping off the edge (the west side of
- 13                the platform has an unprotected 2" gap) (*id.* at Item 884).
- 14           c. The opposite side of the west Bud Light platform has stairs, but these stairs have
- 15           handrails on one side only, not on both sides as required. *Id.* at Item 886. These
- 16           handrails also have inadequate handrail extensions (handrail extensions should
- 17           extend horizontally for 12" minimum beyond the top and bottom of the ramp). *Id.* at
- 18           Item 887.
- 19           d. The drink rails servicing the area of the west Bud Light platform that is accessible
- 20           by stairs are too high (41-1/4" AFF versus the 34" AFF maximum allowed), and the
- 21           area of the platform that is accessible by the ramp has no drink rails at all. *Id.* at
- 22           Item 885.

23           These features of the Stadium are completely inaccessible, unusable, and in some cases,

24           dangerous, to people with mobility disabilities.

25           18.           **Features and Amenities at the BNY Mellon Club West, Levi's 501 Club, and**

26           **Citrix Owners Club.** Dining surfaces, concession counters, and bars throughout these areas violate

27           the 2010 ADAS, the 1991 ADAAG, and the 2010 CBC.

- 28           a. In the BNY Mellon Club West:

- 1 i. There are no accessible-height dining surfaces with a forward approach for a  
2 person in a wheelchair in the bar area. **Exh. C** at Item 902. This area has  
3 twelve high-top round tables in the bar area that are approximately 41-7/8"  
4 AFF, higher than the 34" maximum height for accessible dining surfaces. *Id.*  
5 ii. There is no accessible-height portion of counter for service at the bar. *Id.* at  
6 Item 903. The U-shared bar has a counter top at approximately 41-3/4" AFF,  
7 higher than the 36" AFF maximum height for an accessible service counter.  
8 *Id.* There is a low section of counter at 33-5/8" high, but this section of  
9 counter is obstructed by items set up for coffee service. *Id.*

10 b. In the Levi's 501 Club:

- 11 i. Concession counters are inaccessible because they do not have adequate  
12 clear length and depth (*i.e.*, 36"-long, unobstructed counter extending the  
13 same depth of the counter for the full 36" length), which is required for a  
14 parallel approach by a person in a wheelchair. *Id.* at Items 894-895, 899.  
15 ii. Counters at accessible heights are often occupied by other items (such as  
16 beer taps, point-of-sale hardware, and soda dispensers), and in some cases do  
17 not provide the same service items as counters that are too high (*e.g.*, food  
18 and coffee service). *Id.* at Items 895-897, 899.  
19 iii. Coffee and creamer dispensers and glass top dining counters at Sections 219  
20 & 220 are too high (43-1/2" AFF, higher than the 35" AFF maximum height  
21 for dining surfaces). *Id.* at Item 898.

- 22 c. In the Citrix Owners Club, the service counter and bar are inaccessible because they  
23 do not have adequate clear length and depth (*i.e.*, 36"-long, unobstructed counter  
24 extending the same depth of the counter for the full 36" length), which is required  
25 for a parallel approach by a person in a wheelchair. *Id.* at Items 487-488.

26 People with mobility disabilities are unable to order, receive, and/or consume food and drinks  
27 from these specialty lounge areas of the Stadium without difficulty because there are no accessible-  
28 height counters and dispensers.

1           19.           **Interior of Suites.**

2           I found the following violations of the 2010 ADAS, the 1991 ADAAG, and the 2010 CBC  
3 throughout all of the suite levels that I observed: Level 500 (Black Oak Casino Resort Suites, Citrix  
4 Owners Club Suites, and SAP Tower Suites), Level 600 (SAP Tower Suites), and Level 700 (SAP  
5 Tower Suites):

- 6           a. No accessible dining surfaces -- all the tables and dining surfaces that we observed  
7 in the suites (except SAP Tower Suites 501 and 601) are too high (41-1/4" to 42"  
8 AFF, versus the 34" AFF maximum). *See e.g. Exh. C* at Item 12. Other tables do  
9 not allow for adequate knee space and toe clearance for wheelchair users (*see, e.g.,*  
10 Black Oak Resort Casino Suite 1 (*Id.* at Item 163)).
- 11          b. No accessible dining surface with a view of the field -- each suite has a dining  
12 surface/drink rail built into the glass window/wall facing the field. *See, e.g., id.* at  
13 Item 13. These dining surfaces are at a height appropriate for use by a person who is  
14 standing at the window/wall. There are no dining surfaces at the window/wall at a  
15 height that can be used by a person in a wheelchair.
- 16          c. Sinks and ice sinks do not allow for a forward approach from a wheelchair because:
- 17           i. Water supply and drain lines are not fully insulated to protect against injury  
18 that can be caused by contact with exposed skin (*i.e.*, burns from extreme hot  
19 or cold temperatures). *See, e.g., id.* at Item 19.
- 20           ii. The space below the sinks and ice sinks are not free from sharp or abrasive  
21 surfaces, as there are sharp edges at the corners of the sinks. *See, e.g., id.*
- 22           iii. Stainless steel sinks and ice sinks are not insulated to protect against injury  
23 that can be caused by contact with exposed skin (*i.e.* burns from extreme hot  
24 or cold temperatures). *See, e.g., id.*
- 25           iv. Drain piping obstructs required toe clearance. *See, e.g., id.* at Item 39.
- 26          d. Clothes rods and shelves in coat closets are not within accessible reach of  
27 wheelchair users. *See, e.g., id.* at Item 40. The rods can be moved, but the shelves  
28 cannot. *Id.*

1 e. Operable parts of telephones are too high – operable parts range from 49-1/2" to 50-  
2 3/8" AFF versus the 48" AFF maximum accessible reach range. *See, e.g., id.* at Item  
3 41.

4 f. Touch-screen catering order stations are too high – stations are 50-1/2" AFF versus  
5 the 48" AFF maximum accessible reach range. *See, e.g., id.* at Item 359.

6 All of the luxury suites I observed have significant barriers that would prevent a person with a  
7 mobility disability from enjoying these areas of the Stadium.

8 20. **Sloped Route.** The Stadium has a large sloped route at its southeast corner that is  
9 identified in the plans as a “service ramp.” Of the data I collected at along this sloped route, I  
10 observed that the route is too steep at certain locations, with running slopes range from 5.8% to 6.9%,  
11 greater than the 5% maximum slope allowed. *Id.* at Item 904.

12 21. **Fire Extinguishers and Automated External Defibrillator (“AED”) Cabinets.**


13 I observed several fire extinguisher and AED cabinets throughout Level 500 (Black Oak  
14 Resort Casino Club, Citrix Owners Club, SAP Tower) that do not have a door pull and/or do not have  
15 accessible operable parts of the cabinet latch that can be operated with one hand and do not require  
16 grasping, pinching, or twisting of the wrist. *See, e.g., id.* at Items 350-353. In the event of an  
17 emergency, persons with mobility disabilities will not be able to access these important first aid and  
18 life-saving features.

19 **CONCLUSIONS**

20 22. My survey of Levi’s Stadium has identified many elements that were not designed  
21 or constructed in conformance with the applicable standards at the time of construction. My  
22 observations confirm that many of these non-conforming elements occur within luxury suites and  
23 associated clubs and common areas, on concourse areas, at concession stands, and at routes used to  
24 exit the Stadium. These non-conforming elements, such as the lack of accessible concession stands  
25 and accessible dining services, negatively affect the ability of a person using a mobility aid to enjoy  
26 the same experience at the Stadium as a person not using a mobility aid. Based on my findings, it is  
27 my expert opinion that the Stadium contains repeated violations of the 2010 ADAS, the 1991  
28 ADAAG and the 2010 CBC.

1 I declare under penalty of perjury under the laws of the United States that the foregoing is true  
2 and correct.

3 Executed on April 5, 2018, in Pomona, California.

4  
5  
6   
7 \_\_\_\_\_  
8 William Scott McBrayer  
9  
10  
11  
12  
13  
14  
15  
16  
17  
18  
19  
20  
21  
22  
23  
24  
25  
26  
27  
28

# EXHIBIT A



# CQG Construction Quality Group

W. SCOTT MCBRAYER CASp- 594 DSA Class 1-4965 OSHPD Class A-20714 ICC

Accessibility Consulting · CASp · Project Inspection · Expert Witness

## PROFESSIONAL REGISTRATION

DSA Class 1 Project Inspector #4965

State of California, Division of the State Architect (DSA) 2007

OSHPD Class A Project Inspector #20714

State of California Office of Statewide Health Planning and Development (OSHPD) 2010

Certified Access Specialist CASp-594

State of California Division of the State Architect (DSA) 2014

Accessibility Inspector/ Plans Examiner #8170432

International Code Council 2012

California Commercial Building Inspector #8170432

International Code Council 2014

## TRAINING

CalCASp Academy 2011

DSA Academy

CASp 101: Certification and Practice 2014

CalCASp Advanced Scoping 2014

National ADA Symposium 2017

## AFFILIATIONS

Certified Access Specialist Institute

International Code Council

Scott McBrayer is a Certified Access Specialist (CASp), accessibility consultant, and project inspector. He has been employed in the construction industry for 30 years and has served in a variety of capacities, including superintendent for an Engineering News-Record (ENR) top 25 general contractor, construction quality control manager, project manager, project inspector of record (IOR), and accessibility consultant. In 2014, he fulfilled the experience and test requirements set forth by the Division of the State Architect (DSA) and became a California Certified Access Specialist.

Starting in 1986, he worked for over 20 years with an ENR top 25 general contractor working on projects ranging in value from \$20 million to over \$300 million dollars. He has worked on projects that have achieved LEED Gold and LEED Platinum certification and have been CA-CHPS verified.

He has developed outstanding inspection and construction quality control skills from vast experience on a multitude of project types, with a thorough knowledge of permitting, building codes, accessibility, and other regulatory processes.

Over the last 5 years, his focus has been serving as an Inspector of Record on projects for schools and universities and working as an accessibility consultant for public entities and private owners.

His accessibility consulting work includes plan reviews and surveys for public schools, universities, historic properties, public and private multi-family housing, government entities, and commercial businesses. Project size has ranged from a single accessible ramp to performing extensive field survey with colleagues in support of litigation that culminated in a settlement of over \$200 million dollars. Work has included verifying the compliance of new projects to current building codes and federal standards and also verifying the compliance of existing projects with both applicable building codes at time of construction and applicable Federal Standards. His expertise includes California Building Codes and Federal Standards such as the Americans with Disabilities Act (ADA) and the Uniform Federal Accessibility Standard (UFAS).

His expert witness work includes performing field survey, preparing an expert witness report, providing a deposition, and testimony in federal court and in arbitration. He has also worked on several cases where he has performed field surveys in support of other experts, including at multi-family housing projects.

# CQG Construction Quality Group

# EXHIBIT B

**ADMINISTRATIVE BULLETIN**

- AB-014** :
- DATE** : September 16, 1998 (Updated 01/01/08 for code references)
- SUBJECT** : Inspection
- TITLE** : **Dimensional Tolerances for New and Existing Construction**
- PURPOSE** : This bulletin details dimensional tolerances which can be accepted by field inspection personnel from the Department of Building Inspection when reviewing on-site construction work. This bulletin is the procedural implementation of the California Building Code, Section 1101B.4 and 1104B.5, Dimensional Tolerances, which amends the State code to permit jurisdictions to allow dimensional tolerances which meet industry standards. These tolerances should allow construction to proceed with dimensions as shown on the plans or in the code that are not exact but are within the standards accepted by the industry, the Department and the community.
- REFERENCES** : 2007 San Francisco Building Code  
- Sections 1101B.4 and 1104B.5 Dimensional Tolerances  
2007 San Francisco Plumbing Code  
2007 San Francisco Electrical Code  
The Handbook of Construction Tolerances, McGraw Hill, 1994, David Kent Ballast, editor.
- DISCUSSION** : The application of dimensional construction tolerances is necessary because structures cannot be built which conform precisely to code defined absolute dimensions without deviation. This bulletin defines the limits of those deviations within which administrative approval can be routinely granted. Any deviations beyond these must be addressed in the form of "unreasonable hardships" through the standard Documentation of Unreasonable Hardship process. These tolerances are based on industry standards for materials and methods of construction and are not intended to approve any incorrect dimensions or design changes. These are not code changes but approvals for variance based on as-built conditions. This applies to both new construction and the remodeling of existing structures.

One of the bases of the Department's construction tolerance standards is the 1994 Edition of the Handbook of Construction Tolerances, edited by David Kent Ballast. This is a commonly used reference book regarding industry standards for tolerances and, as excerpted below, is adopted by this bulletin as representing the standards for tolerances within the City and County of San Francisco. Please note that some adjustments and additions to these tolerances have been made inasmuch as the Handbook of Construction Tolerances does not specifically address disabled access issues. Where specific accessibility conditions needed to be addressed, such standards have been added as needed. Per Section 1101B.4, dimensions that are not stated as "maximum" or "minimum" are absolute. The Department may administratively modify and/or add to the below referenced standards as necessary to meet the intent of the codes.

AB-014

2007 SAN FRANCISCO BUILDING CODE

Standard tolerances will be based upon the nominal manufactured dimensions of fabricated goods.

Note that the State Historical Building Code provides other remedies for variations which may be addressed through the provisions of Administrative Bulletin No. AB-013. This applies to all qualified historic properties. In cases where the State Historical Building Code is applied, that code takes precedence over the regular Building Code requirements.

The following tolerances are to be used:

- a. Concrete paving.  
Standard: Plus or minus 1/4" over 10' for drives, parking surfaces, sidewalks and other site paving.  
*Ref. AC1117-06*
- b. Concrete slabs for flatness and straightness.  
Standard: Bull-float slab is plus or minus 1/2" over 10'.  
*Ref. AC1117-06 and ASTM E1155-96*
- c. Cast-in-place concrete walls:  
Standard: Plumb is 1/4" in 10'.  
*Ref. AC1117-06*
- d. Concrete masonry unit and masonry construction.  
Standard: 1/4" in 10' vertical or horizontal  
*Ref. AC1117-06*
- e. Brick wall construction.  
Standard: 1/4" in 10' vertical or horizontal  
*Ref. AC1117-06*
- f. Granite and marble installation.  
Standard: 1/4" in 10' vertical or horizontal.  
*Ref. Dimension Stone Design Manual VII, Marble Institute of America, Inc. 2007*
- g. Limestone installation.  
Standard: 1/4" in 10' vertical or horizontal.  
*Ref. Various industry standards*
- h. Slate tile installation for flooring or walls.  
Standard: Vertical or horizontal 1/4" in 10'.
- i. Wood floor framing and sub-flooring.  
Standard: 1/4" in 10' horizontal tolerance.  
*Ref. Spectext, Section 06112, Framing and Sheathing by the Construction Sciences Research Foundation, 2006*
- j. Floor and wall tile.  
Standard: 1/4" in 8' for wall and flooring. This does not apply to thresholds.  
*Ref. ANSI A108.1, A108.4, and A108.5*

- k. Terrazzo flooring.  
Standard: 1/4" in 10'  
*Ref. Terrazzo Information Guide, the National Terrazzo and Mosaic Association, 1993*
- l. Wood flooring.  
Standard: 1/4" in 10'  
*Ref. ANSI/HPMA LHF, 1982*
- m. Other stone installation.  
Standard: 1/4" in 10'  
*Ref. Dimensions, Stone Design Manual IV, 1991*
- n. Cabinets and counter tops.  
Standard: 1/4" in 12' out of parallel with the floor; 1/8" variation in clear width.  
*Ref. Quality Standards for the Professional Remodeler, Second Edition, National Association of Homebuilders, Remodelers Council, 1991*
- o. Flatness of counter tops.  
Standard: 1/4" per 8'.  
*Ref. Architectural Woodwork Quality Standards, Architectural Woodwork Institute, 1993*
- p. Storefront installation.  
Standard: Storefront systems to be vertical plus or minus 1/8" in 12';  
*Ref. Aluminum Storefront and Entrance Manual, American Architectural Manufacturers Association, 1987*
- q. Framing for gypsum wallboard.  
Standard: 1/8" in 10' vertical and horizontal.  
*Ref. GA-216*
- r. Wallboard partitions, ceilings, and trim.  
Standard: 1/4" in 10'  
*Ref. ANSI A108.11, and GA-216*
- s. Installation of lath and plaster.  
Standard: 1/4" per 10'  
*Ref. ASTM C926*
- t. Clear opening at doors.  
Standard: plus or minus 3/8"  
*Ref. None.*
- u. Plumbing fixture installation  
Standard: plus or minus 1/2" measured from the finished wall or floor.  
*Ref. None*

AB-014

2007 SAN FRANCISCO BUILDING CODE

- v. Handrail dimensions.  
Nominal handrails not to vary more than 3/16" in diameter from code dimension; height plus or minus 3/16" measured from finished floor.  
*Ref. None.*
- w. Threshold.  
Standard: 1/8" variation in threshold height is permitted above the finished floor surface.  
*Ref. None*
- x. Knee clearance under wall mounted plumbing fixtures, including lavatories, drinking fountains, urinals and toilets.  
Standard: Mounting height above finished floor equals plus or minus 3/8". Within a 30" wide area, centered on the accessible basin or fixture, there may be a variation of 1/4" in height between the lower edge of the counter and the finished floor.  
*Ref. None*
- y. Switches, receptacles, pull stations, controls and similar devices.  
Standard: Plus or minus 1/2" vertically.  
*Ref. None*
- z. Door operating pressure.  
Standard: Plus or minus 1/2 pound.  
*Ref. None*
- aa. Operating pressures for faucets, flush valves and miscellaneous hardware.  
Standard: Plus or minus 1/2 pound.  
*Ref. None*
- bb. Other elements. Other constructed elements which are not specifically regulated shall be permitted to have a construction tolerance of 1/4" plus or minus unless, in the opinion of the district inspector, such variation impedes access, except that grab bars and handrails shall be not more than the maximum horizontal distance from the adjoining wall surface than is permitted by the regular code.

Approved by the Building Inspection Commission on September 16, 1998

Originally signed by:  
Frank Y. Chiu, Director  
November 12, 1998

# EXHIBIT C



Levi Stadium

Accessibility Survey - McBrayer Data

Item	Location	Description of Identified Barrier	As-Built	2010 ADAS	2010 CBC	1991 ADAAG	Photo
1	<b>500 Level</b>						
2	SAP Tower Suite 501	There is no accessible height dining surface, between 28" minimum and 34" maximum AFF, with a view of the playing field. There are high counters at the windows.	42" AFF	902.2, 902.3	1122B.4	4.32.4	25- 314
3		There is a large conference/dining table at an accessible height. None of the other 3 - round tables, 2 - rectangular tables, 3 - rectangular counters, or 5 - square display counters are at an accessible height or have a clear floor space positioned for forward approach or knee and toe clearance.	See photos - 35-3/8" AFF to 43-1/4" AFF	902.2, 902.3	1122B.4	4.32.4	25- 314, 25-321
4		At the sink, where the base cabinets have been configured to allow for a forward approach, barriers to a forward approach to the sink include: 1. Water supply lines are not fully insulated to protect against contact. 2. The drain line is not fully insulated. 3. The space below the sink is not free from sharp or abrasive surfaces, there are sharp edges at the corners of the sink. 4. Stainless steel sink is not insulated to protect against contact	See Photos	606.5	1117B.9.2	4.24.6	25- 324
5		At the ice sink, where the base cabinets have been configured to allow for a forward approach, barriers to a forward approach to the ice sink include: 1. The drain line is not fully insulated. 2. The space below the ice sink is not free from sharp or abrasive surfaces, there are sharp edges at the corners of the ice sink and at the drain piping. 3. Stainless steel ice sink is not insulated to protect against contact. 4. The ice sink drain piping obstructs the required toe clearance.	See Photos	606.5, 306.2.1, 306.2.3	1117B.9.2	4.24.6	25- 324, 25-328
6		All operable parts of the telephone are not within a 48" maximum high accessible reach range.	50" AFF	308.3.1			25- 347
7	SAP Tower Suite 503	There is no accessible height dining surface between 28" minimum and 34" maximum AFF. There is a high top rectangular table.	42" AFF	902.3			25- 5

Levi Stadium

Accessibility Survey - McBrayer Data

Item	Location	Description of Identified Barrier	As-Built	2010 ADAS	2010 CBC	1991 ADAAG	Photo
8		There is no accessible height dining surface, between 28" minimum and 34" maximum AFF, with a view of the playing field. There are high counters at the windows.	42" AFF	902.2, 902.3	1122B.4	4.32.4	25- 5
9		At the sink, where the base cabinets have been configured to allow for a forward approach, barriers to a forward approach to the sink include: 1. Water supply lines are not fully insulated to protect against contact. 2. The space below the sink is not free from sharp or abrasive surfaces, there are sharp edges at the corners of the sink. 3. Stainless steel sinks are not insulated to protect against contact.	See Photos	606.5	1117B.9.2	4.24.6	25- 7
10		At the closet, the clothes rod, at 65" AFF, and shelf, at 69" AFF, are above the maximum accessible height of 48". There is a provision to reposition the clothes rod to an accessible height, however, there is no provision to reposition the shelf.	See Photos	308.3.1	1125B.3	4.25.3	25- 7
11		All operable parts of the telephone are not within a 48" maximum high accessible reach range.	49-7/8" AFF	308.3.1			25- 8
12	SAP Tower Suite 504	There is no accessible height dining surface between 28" minimum and 34" maximum AFF. There is a high top rectangular table.	42" AFF	902.3			25- 12
13		There is no accessible height dining surface, between 28" minimum and 34" maximum AFF, with a view of the playing field. There are high counters at the windows.	42" AFF	902.2, 902.3	1122B.4	4.32.4	25- 12
14		At the sink, where the base cabinets have been configured to allow for a forward approach, barriers to a forward approach to the sink include: 1. Water supply lines are not fully insulated to protect against contact. 2. The space below sink is not free from sharp or abrasive surfaces, there are sharp edges at the corners of the sink. 3. Stainless steel sink is not insulated to protect against contact.	See Photos	606.5	1117B.9.2	4.24.6	25- 14

Levi Stadium

Accessibility Survey - McBrayer Data

Item	Location	Description of Identified Barrier	As-Built	2010 ADAS	2010 CBC	1991 ADAAG	Photo
15		At the closet, the clothes rod, at 65" AFF, and shelf, at 69" AFF, are above the maximum accessible height of 48". There is a provision to reposition the clothes rod to an accessible height, however, there is no provision to reposition the shelf.	See Photos	308.3.1	1125B.3	4.25.3	25- 14
16		All operable parts of the telephone are not within a 48" maximum high accessible reach range.	49-1/2" AFF	308.3.1			25- 15
17	SAP Tower Suite 505	There is no accessible height dining surface between 28" minimum and 34" maximum AFF. There is a high top rectangular table.	42" AFF	902.3			25- 19
18		There is no accessible height dining surface, between 28" minimum and 34" maximum AFF, with a view of the playing field. There are high counters at the windows.	42" AFF	902.2, 902.3	1122B.4	4.32.4	25- 18
19		At the sink, where the base cabinets have been configured to allow for a forward approach, barriers to a forward approach to the sink include: 1. Water supply lines are not fully insulated to protect against contact. 2. The space below the sink is not free from sharp or abrasive surfaces, there are sharp edges at the corners of the sink. 3. Stainless steel sink is not insulated to protect against contact.	See Photos	606.5	1117B.9.2	4.24.6	25- 20
20		At the closet, the clothes rod, at 65" AFF, and shelf, at 69" AFF, are above the maximum accessible height of 48". There is a provision to reposition the clothes rod to an accessible height, however, there is no provision to reposition the shelf.	See Photos	308.3.1	1125B.3	4.25.3	25- 20
21		All operable parts of the telephone are not within a 48" maximum high accessible reach range.	49-3/4" AFF	308.3.1			25- 21
22	SAP Tower Suite 506	There is no accessible height dining surface between 28" minimum and 34" maximum AFF. There is a high top rectangular table.	42" AFF	902.3			25- 26

Levi Stadium

Accessibility Survey - McBrayer Data

Item	Location	Description of Identified Barrier	As-Built	2010 ADAS	2010 CBC	1991 ADAAG	Photo
23		There is no accessible height dining surface, between 28" minimum and 34" maximum AFF, with a view of the playing field. There are high counters at the windows.	42" AFF	902.2, 902.3	1122B.4	4.32.4	25- 25
24		At the sink, where the base cabinets have been configured to allow for a forward approach, barriers to a forward approach to the sink include: 1. Water supply lines are not fully insulated to protect against contact. 2. The space below the sink is not free from sharp or abrasive surfaces, there are sharp edges at the corners of the sink. 3. Stainless steel sink is not insulated to protect against contact.	See Photos	606.5	1117B.9.2	4.24.6	25- (27)
25		At the closet, the clothes rod, at 65" AFF, and shelf, at 69" AFF, are above the maximum accessible height of 48". There is a provision to reposition the clothes rod to an accessible height, however, there is no provision to reposition the shelf.	See Photos	308.3.1	1125B.3	4.25.3	25- 27
26		All operable parts of the telephone are not within a 48" maximum high accessible reach range.	49-3/4" AFF	308.3.1			25- 28
27	SAP Tower Suite 507	There is no accessible height dining surface, between 28" minimum and 34" maximum AFF, with a view of the playing field. There are high counters at the windows.	42" AFF	902.2, 902.3	1122B.4	4.32.4	25- 32
28		At the sink, where the base cabinets have been configured to allow for a forward approach, barriers to a forward approach to the sink include: 1. Water supply lines are not fully insulated to protect against contact. 2. The space below the sink is not free from sharp or abrasive surfaces, there are sharp edges at the corners of the sink. 3. Stainless steel sink is not insulated to protect against contact.	See Photos	606.5	1117B.9.2	4.24.6	25- 34

Levi Stadium

Accessibility Survey - McBrayer Data

Item	Location	Description of Identified Barrier	As-Built	2010 ADAS	2010 CBC	1991 ADAAG	Photo
29		At the closet, there are two clothes rods, one at 65" AFF and one at 48" AFF. The shelf, at 69" AFF, is above the maximum accessible height of 48". There is a provision to reposition the clothes rod to an accessible height, however, there is no provision to reposition the shelf.	See Photos	308.3.1	1125B.3	4.25.3	25- 34
30		All operable parts of the telephone are not within an accessible reach range.	49-1/2" AFF	308.3.1			25- 36
31	SAP Tower Suite 508	There is no accessible height dining surface between 28" minimum and 34" maximum AFF. There is a high top rectangular table.	42" AFF	902.3			25- 43
32		There is no accessible height dining surface, between 28" minimum and 34" maximum AFF, with a view of the playing field. There are high counters at the windows.	42" AFF	902.2, 902.3	1122B.4	4.32.4	25- 42
33		At the sink, where the base cabinets have been configured to allow for a forward approach, barriers to a forward approach to the sink include: 1. Water supply lines are not fully insulated to protect against contact. 2. The space below the sink is not free from sharp or abrasive surfaces, there are sharp edges at the corners of the sink. 3. Stainless steel sink is not insulated to protect against contact.	See Photos	606.5	1117B.9.2	4.24.6	25- 44
34		At the closet, the clothes rod, at 65" AFF, and shelf, at 69" AFF, are above the maximum accessible height of 48". There is a provision to reposition the clothes rod to an accessible height, however, there is no provision to reposition the shelf.	See Photos	308.3.1	1125B.3	4.25.3	25- 44
35		All operable parts of the telephone are not within a 48" maximum high accessible reach range.	49-1/2" AFF	308.3.1			25- 45
36	SAP Tower Suite 509	There is no accessible height dining surface between 28" minimum and 34" maximum AFF. There is a high top rectangular table.	42" AFF	902.3			25- 49

Levi Stadium

Accessibility Survey - McBrayer Data

Item	Location	Description of Identified Barrier	As-Built	2010 ADAS	2010 CBC	1991 ADAAG	Photo
37		There is no accessible height dining surface, between 28" minimum and 34" maximum AFF, with a view of the playing field. There are high counters at the windows.	42" AFF	902.2, 902.3	1122B.4	4.32.4	25- 49
38		At the sink, where the base cabinets have been configured to allow for a forward approach, barriers to a forward approach to the sink include: 1. Water supply lines are not fully insulated to protect against contact. 2. The space below the sink is not free from sharp or abrasive surfaces, there are sharp edges at the corners of the sink. 3. Stainless steel sink is not insulated to protect against contact.	See Photos	606.5	1117B.9.2	4.24.6	25- 51
39		At the ice sink, where the base cabinets have been configured to allow for a forward approach, barriers to a forward approach to the ice sink include: 1. The drain line is not fully insulated. 2. The space below the ice sink is not free from sharp or abrasive surfaces, there are sharp edges at the corners of the ice sink and at the drain piping. 3. Stainless steel ice sink is not insulated to protect against contact. 4. The ice sink drain piping obstructs the required toe clearance.	See Photos	606.5, 306.2.1, 306.2.3	1117B.9.2	4.24.6	25- 51, 25- 52, 25- 53
40		At the closet, the clothes rod, at 65" AFF, and shelf, at 69" AFF, are above the maximum accessible height of 48". There is a provision to reposition the clothes rod to an accessible height, however, there is no provision to reposition the shelf.	See Photos	308.3.1	1125B.3	4.25.3	25- 51
41		All operable parts of the telephone are not within a 48" maximum high accessible reach range.	49-3/4" AFF	308.3.1			25- 54
42	SAP Tower Suite 510	There is no accessible height dining surface between 28" minimum and 34" maximum AFF. There is a high top rectangular table.	42" AFF	902.3			25- 61
43		There is no accessible height dining surface, between 28" minimum and 34" maximum AFF, with a view of the playing field. There are high counters at the windows.	42" AFF	902.2, 902.3	1122B.4	4.32.4	25- 60

Levi Stadium

Accessibility Survey - McBrayer Data

Item	Location	Description of Identified Barrier	As-Built	2010 ADAS	2010 CBC	1991 ADAAG	Photo
44		At the sink, where the base cabinets have been configured to allow for a forward approach, barriers to a forward approach to the sink include: 1. Water supply lines are not fully insulated to protect against contact. 2. The space below the sink is not free from sharp or abrasive surfaces, there are sharp edges at the corners of the sink. 3. Stainless steel sink is not insulated to protect against contact.	See Photos	606.5	1117B.9.2	4.24.6	25- 62
45		At the ice sink, where the base cabinets have been configured to allow for a forward approach, barriers to a forward approach to the ice sink include: 1. The drain line is not fully insulated. 2. The space below the ice sink is not free from sharp or abrasive surfaces, there are sharp edges at the corners of the ice sink and at the drain piping. 3. Stainless steel ice sink is not insulated to protect against contact. 4. The ice sink drain piping obstructs the required toe clearance.	See Photos	606.5, 306.2.1, 306.2.3	1117B.9.2	4.24.6	25- 62, 25- 67, 25- 68
46		At the closet, the clothes rod, at 65" AFF, and shelf, at 69" AFF, are above the maximum accessible height of 48". There is a provision to reposition the clothes rod to an accessible height, however, there is no provision to reposition the shelf.	See Photos	308.3.1	1125B.3	4.25.3	25- 62
47		All operable parts of the telephone are not within a 48" maximum high accessible reach range.	49- 3/4" AFF	308.3.1			25- 85
48	SAP Tower Suite 511	There is no accessible height dining surface between 28" minimum and 34" maximum AFF. There is a high top rectangular table.	42" AFF	902.3			25- 80
49		There is no accessible height dining surface, between 28" minimum and 34" maximum AFF, with a view of the playing field. There are high counters at the windows.	42" AFF	902.2, 902.3	1122B.4	4.32.4	25- 79

## Accessibility Survey - McBrayer Data

Item	Location	Description of Identified Barrier	As-Built	2010 ADAS	2010 CBC	1991 ADAAG	Photo
50		At the sink, where the base cabinets have been configured to allow for a forward approach, barriers to a forward approach to the sink include: 1. Water supply lines are not fully insulated to protect against contact. 2. The space below the sink is not free from sharp or abrasive surfaces, there are sharp edges at the corners of the sink. 3. Stainless steel sink is not insulated to protect against contact.	See Photos	606.5	1117B.9.2	4.24.6	25- 81
51		At the closet, there are two clothes rods, one at 65" AFF and one at 48" AFF. The shelf, at 69" AFF, is above the maximum accessible height of 48". There is a provision to reposition the clothes rod to an accessible height, however, there is no provision to reposition the shelf.	See Photos	308.3.1	1125B.3	4.25.3	25- 84
52		All operable parts of the telephone are not within a 48" maximum high accessible reach range.	49-1/2" AFF	308.3.1			25- 83
53	SAP Tower Suite 512	There is no accessible height dining surface between 28" minimum and 34" maximum AFF. There is a high top rectangular table.	42" AFF	902.3			25- 91
54		There is no accessible height dining surface, between 28" minimum and 34" maximum AFF, with a view of the playing field. There are high counters at the windows.	42" AFF	902.2, 902.3	1122B.4	4.32.4	25- 90
55		At the sink, where the base cabinets have been configured to allow for a forward approach, barriers to a forward approach to the sink include: 1. Water supply lines are not fully insulated to protect against contact. 2. The space below the sink is not free from sharp or abrasive surfaces, there are sharp edges at the corners of the sink. 3. Stainless steel sinks are not insulated to protect against contact.	See Photos	606.5	1117B.9.2	4.24.6	25- 92



Levi Stadium

Accessibility Survey - McBrayer Data

Item	Location	Description of Identified Barrier	As-Built	2010 ADAS	2010 CBC	1991 ADAAG	Photo
56		At the closet, the clothes rod, at 65" AFF, and shelf, at 69" AFF, are above the maximum accessible height of 48". There is a provision to reposition the clothes rod to an accessible height, however, there is no provision to reposition the shelf.	See Photos	308.3.1	1125B.3	4.25.3	25- 92
57	SAP Tower Suite 513	There is no accessible height dining surface between 28" minimum and 34" maximum AFF. There is a high top rectangular table.	42" AFF	902.3			25- 107
58		There is no accessible height dining surface, between 28" minimum and 34" maximum AFF, with a view of the playing field. There are high counters at the windows.	42" AFF	902.2, 902.3	1122B.4	4.32.4	25- 106
59		At the sink, where the base cabinets have been configured to allow for a forward approach, barriers to a forward approach to the sink include: 1. Water supply lines are not fully insulated to protect against contact. 2. The space below the sink is not free from sharp or abrasive surfaces, there are sharp edges at the corners of the sink. 3. Stainless steel sink is not insulated to protect against contact.	See Photos	606.5	1117B.9.2	4.24.6	25- 108
60		At the closet, the clothes rod, at 65" AFF, and shelf, at 69" AFF, are above the maximum accessible height of 48". There is a provision to reposition the clothes rod to an accessible height, however, there is no provision to reposition the shelf.	See Photos	308.3.1	1125B.3	4.25.3	25- 108
61		All operable parts of the telephone are not within a 48" maximum high accessible reach range.	49-1/2" AFF	308.3.1			25- 109
62	SAP Tower Suite 514	There is no accessible height dining surface between 28" minimum and 34" maximum AFF. There is a high top rectangular table.	42" AFF	902.3			25- 115
63		There is no accessible height dining surface, between 28" minimum and 34" maximum AFF, with a view of the playing field. There are high counters at the windows.	42" AFF	902.2, 902.3	1122B.4	4.32.4	25- 114

Levi Stadium

Accessibility Survey - McBrayer Data

Item	Location	Description of Identified Barrier	As-Built	2010 ADAS	2010 CBC	1991 ADAAG	Photo
64		At the sink, where the base cabinets have been configured to allow for a forward approach, barriers to a forward approach to the sink include: 1. Water supply lines are not fully insulated to protect against contact. 2. The space below the sink is not free from sharp or abrasive surfaces, there are sharp edges at the corners of the sink. 3. Stainless steel sink is not insulated to protect against contact.	See Photos	606.5	1117B.9.2	4.24.6	25-116
65		At the closet, the clothes rod, at 65" AFF, and shelf, at 69" AFF, are above the maximum accessible height of 48". There is a provision to reposition the clothes rod to an accessible height, however, there is no provision to reposition the shelf.	See Photos	308.3.1	1125B.3	4.25.3	25- 116
66		All operable parts of the telephone are not within a 48" maximum high accessible reach range.	49-1/2" AFF	308.3.1			25-117
67	SAP Tower Suite 515	There is no accessible height dining surface between 28" minimum and 34" maximum AFF. There is a high top rectangular table.	42" AFF	902.3			25- 123
68		There is no accessible height dining surface, between 28" minimum and 34" maximum AFF, with a view of the playing field. There are high counters at the windows.	42" AFF	902.2, 902.3	1122B.4	4.32.4	25- 122
69		At the sink, where the base cabinets have been configured to allow for a forward approach, barriers to a forward approach to the sink include: 1. Water supply lines are not fully insulated to protect against contact. 2. The space below the sink is not free from sharp or abrasive surfaces, there are sharp edges at the corners of the sink. 3. Stainless steel sink is not insulated to protect against contact.	See Photos	606.5	1117B.9.2	4.24.6	25- 124
70		At the closet, the clothes rod, at 65" AFF, and shelf, at 69" AFF, are above the maximum accessible height of 48". There is a provision to reposition the clothes rod to an accessible height, however, there is no provision to reposition the shelf.	See Photos	308.3.1	1125B.3	4.25.3	25- 124

Levi Stadium

Accessibility Survey - McBrayer Data

Item	Location	Description of Identified Barrier	As-Built	2010 ADAS	2010 CBC	1991 ADAAG	Photo
71		All operable parts of the telephone are not within a 48" maximum high accessible reach range.	49-3/4" AFF	308.3.1			25- 130
72	SAP Tower Suite 516	There is no accessible height dining surface between 28" minimum and 34" maximum AFF. There is a high top rectangular table.	42" AFF	902.3			25- 135
73		There is no accessible height dining surface, between 28" minimum and 34" maximum AFF, with a view of the playing field. There are high counters at the windows.	42" AFF	902.2, 902.3	1122B.4	4.32.4	25-134
74		At the sink, where the base cabinets have been configured to allow for a forward approach, barriers to a forward approach to the sink include: 1. Water supply lines are not fully insulated to protect against contact. 2. The space below the sink is not free from sharp or abrasive surfaces, there are sharp edges at the corners of the sink. 3. Stainless steel sink is not insulated to protect against contact.	See Photos	606.5	1117B.9.2	4.24.6	25- (36)
75		At the closet, the clothes rod, at 65" AFF, and shelf, at 69" AFF, are above the maximum accessible height of 48". There is a provision to reposition the clothes rod to an accessible height, however, there is no provision to reposition the shelf.	See Photos	308.3.1	1125B.3	4.25.3	25- 136
76		All operable parts of the telephone are not within a 48" maximum high accessible reach range.	49-3/4" AFF	308.3.1			25- 137
77	SAP Tower Suite 517	There is no accessible height dining surface between 28" minimum and 34" maximum AFF. There is a high top rectangular table.	42" AFF	902.3			25- 143
78		There is no accessible height dining surface, between 28" minimum and 34" maximum AFF, with a view of the playing field. There are high counters at the windows.	42" AFF	902.2, 902.3	1122B.4	4.32.4	25- 145

Levi Stadium

Accessibility Survey - McBrayer Data

Item	Location	Description of Identified Barrier	As-Built	2010 ADAS	2010 CBC	1991 ADAAG	Photo
79		At the sink, where the base cabinets have been configured to allow for a forward approach, barriers to a forward approach to the sink include: 1. Water supply lines are not fully insulated to protect against contact. 2. The drain line is not fully insulated. 3. The space below the sink is not free from sharp or abrasive surfaces, there are sharp edges at the corners of the sink. 4. Stainless steel sink is not insulated to protect against contact.	See Photos	606.5	1117B.9.2	4.24.6	25- 150
80		At the ice sink, where the base cabinets have been configured to allow for a forward approach, barriers to a forward approach to the ice sink include: 1. The drain line is not fully insulated. 2. The space below the ice sink is not free from sharp or abrasive surfaces, there are sharp edges at the corners of the ice sink and at the drain piping. 3. Stainless steel ice sink is not insulated to protect against contact. 4. The ice sink drain piping obstructs the required toe clearance.	See Photos	606.5, 306.2.1, 306.2.3	1117B.9.2	4.24.6	25- 150, 25- 151, 25- 152
81		All operable parts of the telephone are not within a 48" maximum high accessible reach range.	49-1/2" AFF	308.3.1			25- 157
82		At the touch screen catering ordering station, the screen is not entirely within an accessible reach range.	See Photos	308.3.1			25- 158
83	SAP Tower Suite 519	There is no accessible height dining surface between 28" minimum and 34" maximum AFF. There is a high top rectangular table.	42" AFF	902.3			25- 166
84		There is no accessible height dining surface, between 28" minimum and 34" maximum AFF, with a view of the playing field. There are high counters at the windows.	42" AFF	902.2, 902.3	1122B.4	4.32.4	25- 165

Levi Stadium

Accessibility Survey - McBrayer Data

Item	Location	Description of Identified Barrier	As-Built	2010 ADAS	2010 CBC	1991 ADAAG	Photo
85		At the sink, where the base cabinets have been configured to allow for a forward approach, barriers to a forward approach to the sink include: 1. Water supply lines are not fully insulated to protect against contact. 2. The drain line is not fully insulated. 3. The space below the sink is not free from sharp or abrasive surfaces, there are sharp edges at the corners of the sink. 4. Stainless steel sink is not insulated to protect against contact.	See Photos	606.5	1117B.9.2	4.24.6	25- 168
86		At the closet, the clothes rod, at 65" AFF, and shelf, at 69" AFF, are above the maximum accessible height of 48". There is a provision to reposition the clothes rod to an accessible height, however, there is no provision to reposition the shelf.	See Photos	308.3.1	1125B.3	4.25.3	25- 167
87		All operable parts of the telephone are not within a 48" maximum high accessible reach range.	49-1/2" AFF	308.3.1			25- 173
88	SAP Tower Suite 520	There is no accessible height dining surface between 28" minimum and 34" maximum AFF. There is a high top rectangular table.	42" AFF	902.3			25- 178
89		There is no accessible height dining surface, between 28" minimum and 34" maximum AFF, with a view of the playing field. There are high counters at the windows.	42" AFF	902.2, 902.3	1122B.4	4.32.4	25- 177
90		At the sink, where the base cabinets have been configured to allow for a forward approach, barriers to a forward approach to the sink include: 1. Water supply lines are not fully insulated to protect against contact. 2. The space below the sink is not free from sharp or abrasive surfaces, there are sharp edges at the corners of the sink. 3. Stainless steel sink is not insulated to protect against contact.	See Photos	606.5	1117B.9.2	4.24.6	25- 179

Levi Stadium

Accessibility Survey - McBrayer Data

Item	Location	Description of Identified Barrier	As-Built	2010 ADAS	2010 CBC	1991 ADAAG	Photo
91		At the closet, the clothes rod, at 65" AFF, and shelf, at 69" AFF, are above the maximum accessible height of 48". There is a provision to reposition the clothes rod to an accessible height, however, there is no provision to reposition the shelf.	See Photos	308.3.1	1125B.3	4.25.3	25- 179
92		All operable parts of the telephone are not within a 48" maximum high accessible reach range.	49-3/4" AFF	308.3.1			25- 180
93	SAP Tower Suite 521	There is no accessible height dining surface between 28" minimum and 34" maximum AFF. There is a high top rectangular table.	42" AFF	902.3			25- 201
94		There is no accessible height dining surface, between 28" minimum and 34" maximum AFF, with a view of the playing field. There are high counters at the windows.	42" AFF	902.2, 902.3	1122B.4	4.32.4	25- 200
95		At the sink, where the base cabinets have been configured to allow for a forward approach, barriers to a forward approach to the sink include: 1. Water supply lines are not fully insulated to protect against contact. 2. The space below the sink is not free from sharp or abrasive surfaces, there are sharp edges at the corners of the sink. 3. Stainless steel sink is not insulated to protect against contact.	See Photos	606.5	1117B.9.2	4.24.6	25- 202
96		At the closet, the clothes rod, at 65" AFF, and shelf, at 69" AFF, are above the maximum accessible height of 48". There is a provision to reposition the clothes rod to an accessible height, however, there is no provision to reposition the shelf.	See Photos	308.3.1	1125B.3	4.25.3	25- 202
97		All operable parts of the telephone are not within a 48" maximum high accessible reach range.	49-1/2" AFF	308.3.1			25- 203
98	SAP Tower Suite 522	There is no accessible height dining surface between 28" minimum and 34" maximum AFF. There is a high top rectangular table.	42" AFF	902.3			25- 209

Levi Stadium

Accessibility Survey - McBrayer Data

Item	Location	Description of Identified Barrier	As-Built	2010 ADAS	2010 CBC	1991 ADAAG	Photo
99		There is no accessible height dining surface, between 28" minimum and 34" maximum AFF, with a view of the playing field. There are high counters at the windows.	42" AFF	902.2, 902.3	1122B.4	4.32.4	25- 208
100		At the sink, where the base cabinets have been configured to allow for a forward approach, barriers to a forward approach to the sink include: 1. Water supply lines are not fully insulated to protect against contact. 2. The space below the sink is not free from sharp or abrasive surfaces, there are sharp edges at the corners of the sink. 3. Stainless steel sink is not insulated to protect against contact.	See Photos	606.5	1117B.9.2	4.24.6	25- 210
101		At the closet, the clothes rod, at 65" AFF, and shelf, at 69" AFF, are above the maximum accessible height of 48". There is a provision to reposition the clothes rod to an accessible height, however, there is no provision to reposition the shelf.	See Photos	308.3.1	1125B.3	4.25.3	25- 210
102	SAP Tower Suite 523	There is no accessible height dining surface between 28" minimum and 34" maximum AFF. There is a high top rectangular table.	42" AFF	902.3			25- 218
103		There is no accessible height dining surface, between 28" minimum and 34" maximum AFF, with a view of the playing field. There are high counters at the windows.	42" AFF	902.2, 902.3	1122B.4	4.32.4	25- 219
104		At the sink, where the base cabinets have been configured to allow for a forward approach, barriers to a forward approach to the sink include: 1. Water supply lines are not fully insulated to protect against contact. 2. The space below the sink is not free from sharp or abrasive surfaces, there are sharp edges at the corners of the sink. 3. Stainless steel sink is not insulated to protect against contact.	See Photos	606.5	1117B.9.2	4.24.6	25- 220

Levi Stadium

Accessibility Survey - McBrayer Data

Item	Location	Description of Identified Barrier	As-Built	2010 ADAS	2010 CBC	1991 ADAAG	Photo
105		At the closet, the clothes rod, at 65" AFF, and shelf, at 69" AFF, are above the maximum accessible height of 48". There is a provision to reposition the clothes rod to an accessible height, however, there is no provision to reposition the shelf.	See Photos	308.3.1	1125B.3	4.25.3	25- 220
106		All operable parts of the telephone are not within a 48" maximum high accessible reach range.	49-3/4" AFF	308.3.1			25- 221
107	SAP Tower Suite 524	There is no accessible height dining surface between 28" minimum and 34" maximum AFF. There is a high top rectangular table.	42" AFF	902.3			25- 226
108		There is no accessible height dining surface, between 28" minimum and 34" maximum AFF, with a view of the playing field. There are high counters at the windows.	42" AFF	902.2, 902.3	1122B.4	4.32.4	25- 225
109		At the sink, where the base cabinets have been configured to allow for a forward approach, barriers to a forward approach to the sink include: 1. Water supply lines are not fully insulated to protect against contact. 2. The space below the sink is not free from sharp or abrasive surfaces, there are sharp edges at the corners of the sink. 3. Stainless steel sink is not insulated to protect against contact.	See Photos	606.5	1117B.9.2	4.24.6	25-227
110		At the closet, the clothes rod, at 65" AFF, and shelf, at 69" AFF, are above the maximum accessible height of 48". There is a provision to reposition the clothes rod to an accessible height, however, there is no provision to reposition the shelf.	See Photos	308.3.1	1125B.3	4.25.3	25-227
111		All operable parts of the telephone are not within a 48" maximum high accessible reach range.	49-3/4" AFF	308.3.1			25- 228
112	SAP Tower Suite 525	There is no accessible height dining surface between 28" minimum and 34" maximum AFF. There is a high top rectangular table.	42" AFF	902.3			25- 236



Levi Stadium

Accessibility Survey - McBrayer Data

Item	Location	Description of Identified Barrier	As-Built	2010 ADAS	2010 CBC	1991 ADAAG	Photo
113		There is no accessible height dining surface, between 28" minimum and 34" maximum AFF, with a view of the playing field. There are high counters at the windows.	42" AFF	902.2, 902.3	1122B.4	4.32.4	25- 235
114		At the sink, where the base cabinets have been configured to allow for a forward approach, barriers to a forward approach to the sink include: 1. Water supply lines are not fully insulated to protect against contact. 2. The space below the sink is not free from sharp or abrasive surfaces, there are sharp edges at the corners of the sink. 3. Stainless steel sink is not insulated to protect against contact.	See Photos	606.5	1117B.9.2	4.24.6	25- 237
115		At the ice sink, where the base cabinets have been configured to allow for a forward approach, barriers to a forward approach to the ice sink include: 1. The drain line is not fully insulated. 2. The space below the ice sink is not free from sharp or abrasive surfaces, there are sharp edges at the corners of the ice sink and at the drain piping. 3. Stainless steel ice sink is not insulated to protect against contact. 4. The ice sink drain piping obstructs the required toe clearance.	See Photos	606.5, 306.2.1, 306.2.3	1117B.9.2	4.24.6	25- 237, 25- 241, 25- 242
116		At the closet, the clothes rod, at 65" AFF, and shelf, at 69" AFF, are above the maximum accessible height of 48". There is a provision to reposition the clothes rod to an accessible height, however, there is no provision to reposition the shelf.	See Photos	308.3.1	1125B.3	4.25.3	25 - 237
117		All operable parts of the telephone are not within a 48" maximum high accessible reach range.	49-1/2" AFF	308.3.1			25- 238
118	SAP Tower Suite 526	There is no accessible height dining surface between 28" minimum and 34" maximum AFF. There is a high top rectangular table.	42" AFF	902.3			25- 247
119		There is no accessible height dining surface, between 28" minimum and 34" maximum AFF, with a view of the playing field. There are high counters at the windows.	42" AFF	902.2, 902.3	1122B.4	4.32.4	25- 246

Levi Stadium

Accessibility Survey - McBrayer Data

Item	Location	Description of Identified Barrier	As-Built	2010 ADAS	2010 CBC	1991 ADAAG	Photo
120		At the sink, where the base cabinets have been configured to allow for a forward approach, barriers to a forward approach to the sink include: 1. Water supply lines are not fully insulated to protect against contact. 2. The space below the sink is not free from sharp or abrasive surfaces, there are sharp edges at the corners of the sink. 3. Stainless steel sink is not insulated to protect against contact.	See Photos	606.5	1117B.9.2	4.24.6	25- 248
121		At the ice sink, where the base cabinets have been configured to allow for a forward approach, barriers to a forward approach to the ice sink include: 1. The drain line is not fully insulated. 2. The space below the ice sink is not free from sharp or abrasive surfaces, there are sharp edges at the corners of the ice sink and at the drain piping. 3. Stainless steel ice sink is not insulated to protect against contact.	See Photos	606.5,	1117B.9.2	4.24.6	25- 248
122		At the closet, there are two clothes rods, one at 65" AFF and one at 48" AFF. The shelf, at 69" AFF, is above the maximum accessible height of 48". There is a provision to reposition the clothes rod to an accessible height, however, there is no provision to reposition the shelf.	See Photos	308.3.1			25- 248
123		All operable parts of the telephone are not within a 48" maximum high accessible reach range.	49-3/4" AFF	308.3.1			25- 247
124	SAP Tower Suite 527	There is no accessible height dining surface between 28" minimum and 34" maximum AFF. There is a high top rectangular table.	42" AFF	902.3			25- 260
125		There is no accessible height dining surface, between 28" minimum and 34" maximum AFF, with a view of the playing field. There are high counters at the windows.	42" AFF	902.2, 902.3	1122B.4	4.32.4	25- 259

Levi Stadium

Accessibility Survey - McBrayer Data

Item	Location	Description of Identified Barrier	As-Built	2010 ADAS	2010 CBC	1991 ADAAG	Photo
126		At the sink, where the base cabinets have been configured to allow for a forward approach, barriers to a forward approach to the sink include: 1. Water supply lines are not fully insulated to protect against contact. 2. The space below the sink is not free from sharp or abrasive surfaces, there are sharp edges at the corners of the sink. 3. Stainless steel sinks are not insulated to protect against contact.	See Photos	606.5	1117B.9.2	4.24.6	25- 261
127		At the closet, the clothes rod, at 65" AFF, and shelf, at 69" AFF, are above the maximum accessible height of 48". There is a provision to reposition the clothes rod to an accessible height, however, there is no provision to reposition the shelf.	See Photos	308.3.1	1125B.3	4.25.3	25- 261
128		All operable parts of the telephone are not within a 48" maximum high accessible reach range.	49-3/4" AFF	308.3.1			25- 262
129	SAP Tower Suite 528	There is no accessible height dining surface between 28" minimum and 34" maximum AFF. There is a high top rectangular table.	42" AFF	902.3			25- 267
130		There is no accessible height dining surface, between 28" minimum and 34" maximum AFF, with a view of the playing field. There are high counters at the windows.	42" AFF	902.2, 902.3	1122B.4	4.32.4	25- 266
131		At the sink, where the base cabinets have been configured to allow for a forward approach, barriers to a forward approach to the sink include: 1. Water supply lines are not fully insulated to protect against contact. 2. The space below the sink is not free from sharp or abrasive surfaces, there are sharp edges at the corners of the sink. 3. Stainless steel sink is not insulated to protect against contact.	See Photos	606.5	1117B.9.2	4.24.6	25- 269
132		At the closet, the clothes rod, at 65" AFF, and shelf, at 69" AFF, are above the maximum accessible height of 48". There is a provision to reposition the clothes rod to an accessible height, however, there is no provision to reposition the shelf.	See Photos	308.3.1	1125B.3	4.25.3	25-269

Levi Stadium

## Accessibility Survey - McBrayer Data

Item	Location	Description of Identified Barrier	As-Built	2010 ADAS	2010 CBC	1991 ADAAG	Photo
133		All operable parts of the telephone are not within a 48" maximum high accessible reach range.	49-3/4" AFF	308.3.1			25- 270
134	SAP Tower Suite 529	There is no accessible height dining surface between 28" minimum and 34" maximum AFF. There is a high top rectangular table.	42" AFF	902.3			25- 274
135		There is no accessible height dining surface, between 28" minimum and 34" maximum AFF, with a view of the playing field. There are high counters at the windows.	42" AFF	902.2, 902.3	1122B.4	4.32.4	25- 273
136		At the sink, where the base cabinets have been configured to allow for a forward approach, barriers to a forward approach to the sink include: 1. Water supply lines are not fully insulated to protect against contact. 2. The space below the sink is not free from sharp or abrasive surfaces, there are sharp edges at the corners of the sink. 3. Stainless steel sinks are not insulated to protect against contact.	See Photos	606.5	1117B.9.2	4.24.6	25- 275
137		At the closet, the clothes rod, at 65" AFF, and shelf, at 69" AFF, are above the maximum accessible height of 48". There is a provision to reposition the clothes rod to an accessible height, however, there is no provision to reposition the shelf.	See Photos	308.3.1	1125B.3	4.25.3	25- 275
138		All operable parts of the telephone are not within a 48" maximum high accessible reach range.	49-3/4" AFF	308.3.1			25-276
139	SAP Tower Suite 530	There is no accessible height dining surface between 28" minimum and 34" maximum AFF. There is a high top rectangular table.	42" AFF	902.3			25- 281
140		There is no accessible height dining surface, between 28" minimum and 34" maximum AFF, with a view of the playing field. There are high counters at the windows.	42" AFF	902.2, 902.3	1122B.4	4.32.4	25- 280

Levi Stadium

Accessibility Survey - McBrayer Data

Item	Location	Description of Identified Barrier	As-Built	2010 ADAS	2010 CBC	1991 ADAAG	Photo
141		At the sink, where the base cabinets have been configured to allow for a forward approach, barriers to a forward approach to the sink include: 1. Water supply lines are not fully insulated to protect against contact. 2. The space below the sink is not free from sharp or abrasive surfaces, there are sharp edges at the corners of the sink. 3. Stainless steel sinks are not insulated to protect against contact.	See Photos	606.5	1117B.9.2	4.24.6	25- 282
142		At the closet, the clothes rod, at 65" AFF, and shelf, at 69" AFF, are above the maximum accessible height of 48". There is a provision to reposition the clothes rod to an accessible height, however, there is no provision to reposition the shelf.	See Photos	308.3.1	1125B.3	4.25.3	25- 282
143		All operable parts of the telephone are not within a 48" maximum high accessible reach range.	49-3/4" AFF	308.3.1			25- 283
144	SAP Tower Suite 531	There is no accessible height dining surface between 28" minimum and 34" maximum AFF. There is a high top rectangular table.	42" AFF	902.3			25- 292
145		There is no accessible height dining surface, between 28" minimum and 34" maximum AFF, with a view of the playing field. There are high counters at the windows.	42" AFF	902.2, 902.3	1122B.4	4.32.4	25- 291
146		At the sink, where the base cabinets have been configured to allow for a forward approach, barriers to a forward approach to the sink include: 1. Water supply lines are not fully insulated to protect against contact. 2. The space below the sink is not free from sharp or abrasive surfaces, there are sharp edges at the corners of the sink. 3. Stainless steel sinks are not insulated to protect against contact.	See Photos	606.5	1117B.9.2	4.24.6	25-293
147		At the closet, the clothes rod, at 65" AFF, and shelf, at 69" AFF, are above the maximum accessible height of 48". There is a provision to reposition the clothes rod to an accessible height, however, there is no provision to reposition the shelf.	See Photos	308.3.1	1125B.3	4.25.3	25- 293

Levi Stadium

Accessibility Survey - McBrayer Data

Item	Location	Description of Identified Barrier	As-Built	2010 ADAS	2010 CBC	1991 ADAAG	Photo
148		All operable parts of the telephone are not within a 48" maximum high accessible reach range.	49-3/4" AFF	308.3.1			25-294
149	SAP Tower Suite 532	There is no accessible height dining surface between 28" minimum and 34" maximum AFF. There is a high top rectangular table.	42" AFF	902.3			25- 299
150		There is no accessible height dining surface, between 28" minimum and 34" maximum AFF, with a view of the playing field. There are high counters at the windows.	42" AFF	902.2, 902.3	1122B.4	4.32.4	25- 298
151		At the sink, where the base cabinets have been configured to allow for a forward approach, barriers to a forward approach to the sink include: 1. Water supply lines are not fully insulated to protect against contact. 2. The space below the sink is not free from sharp or abrasive surfaces, there are sharp edges at the corners of the sink. 3. Stainless steel sink is not insulated to protect against contact.	See Photos	606.5	1117B.9.2	4.24.6	25- 300
152		At the closet, the clothes rod, at 65" AFF, and shelf, at 69" AFF, are above the maximum accessible height of 48". There is a provision to reposition the clothes rod to an accessible height, however, there is no provision to reposition the shelf.	See Photos	308.3.1	1125B.3	4.25.3	25- 300
153		All operable parts of the telephone are not within a 48" maximum high accessible reach range.	49-3/4" AFF	308.3.1			25- 299
154	SAP Tower Suite 533	NO ACCESS TO THIS SUITE					
155	SAP Tower 500 Level	Adjacent to Suite 515, the fire extinguisher cabinet does not have a door pull	See Photos	309.4	1117B.6.4	4.27.4	24- 351, 24- 352
156		Adjacent to Suite 520, the fire extinguisher cabinet does not have a door pull	See Photos	309.4	1117B.6.4	4.27.4	24- 373, 24- 374
157		Adjacent to Suite 524, the AED cabinet does not have an accessible operable part for the cabinet latch that can be operated with one hand and does not require tight grasping, pinching, or twisting of the wrist.	See Photos	309.4	1117B.6.4	4.27.4	24- 354, 24- 355, 24- 356

Levi Stadium

## Accessibility Survey - McBrayer Data

Item	Location	Description of Identified Barrier	As-Built	2010 ADAS	2010 CBC	1991 ADAAG	Photo
158	Black Oak Casino Resort Club Suite 1	There is no accessible height dining surface between 28" minimum and 34" maximum AFF. There is a high top rectangular table.	42" AFF	902.3			26- 480
159		There is no accessible height dining surface, between 28" minimum and 34" maximum AFF, with a view of the playing field. There are high counters at the windows.	42" AFF	902.2, 902.3	1122B.4	4.32.4	26- 482
160		At the sink, where the base cabinets have been configured to allow for a forward approach, barriers to a forward approach to the sink include: 1. Water supply lines are not fully insulated to protect against contact. 2. The space below the sink is not free from sharp or abrasive surfaces, there are sharp edges at the corners of the sink. 3. Stainless steel sink is not insulated to protect against contact.	See Photos	606.5	1117B.9.2	4.24.6	26- 686
161		At the ice sink, where the base cabinets have been configured to allow for a forward approach, barriers to a forward approach to the ice sink include: 1. The drain line is not fully insulated. 2. The space below the ice sink is not free from sharp or abrasive surfaces, there are sharp edges at the corners of the ice sink and at the drain piping. 3. Stainless steel ice sink is not insulated to protect against contact.	See Photos	606.5	1117B.9.2	4.24.6	26- 686
162		At the closet, the clothes rod, at 60" AFF, and shelf, at 64" AFF, are above the maximum accessible height of 48". There is a provision to reposition the clothes rod to an accessible height, however, there is no provision to reposition the shelf.		308.3.1	1125B.3	4.25.3	
163		Gaming table height is at 37-1/2" AFF, higher than the 34" maximum height for an accessible work surface. The rail at the base of the table obstructs a forward approach by a person in a wheelchair	See Photos	902.3, 306.2			26- 483, 26- 491, 26- 492

Levi Stadium

Accessibility Survey - McBrayer Data

Item	Location	Description of Identified Barrier	As-Built	2010 ADAS	2010 CBC	1991 ADAAG	Photo
164	Black Oak Casino Resort Club Suite 2	There is no accessible height dining surface between 28" minimum and 34" maximum AFF. There is a high top rectangular table.	42" AFF	902.3			26-497
165		There is no accessible height dining surface, between 28" minimum and 34" maximum AFF, with a view of the playing field. There are high counters at the windows.	42" AFF	902.2, 902.3	1122B.4	4.32.4	26- 498
166		At the sink, where the base cabinets have been configured to allow for a forward approach, barriers to a forward approach to the sink include: 1. Water supply lines are not fully insulated to protect against contact. 2. The space below the sink is not free from sharp or abrasive surfaces, there are sharp edges at the corners of the sink. 3. Stainless steel sink is not insulated to protect against contact.	See Photos	606.5	1117B.9.2	4.24.6	26- 500
167		At the closet, the clothes rod, at 60" AFF, and shelf, at 64" AFF, are above the maximum accessible height of 48". There is a provision to reposition the clothes rod to an accessible height, however, there is no provision to reposition the shelf.	See Photos	308.3.1	1125B.3	4.25.3	26- 500
168	Black Oak Casino Resort Club Suite 3	There is no accessible height dining surface between 28" minimum and 34" maximum AFF. There is a high top rectangular table.	42" AFF	902.3			26- 514
169		There is no accessible height dining surface, between 28" minimum and 34" maximum AFF, with a view of the playing field. There are high counters at the windows.	42" AFF	902.2, 902.3	1122B.4	4.32.4	26- 515
170		At the sink, where the base cabinets have been configured to allow for a forward approach, barriers to a forward approach to the sink include: 1. Water supply lines are not fully insulated to protect against contact. 2. The space below the sink is not free from sharp or abrasive surfaces, there are sharp edges at the corners of the sink. 3. Stainless steel sink is not insulated to protect against contact.	See Photos	606.5	1117B.9.2	4.24.6	26- 517



Levi Stadium

## Accessibility Survey - McBrayer Data

Item	Location	Description of Identified Barrier	As-Built	2010 ADAS	2010 CBC	1991 ADAAG	Photo
171		At the closet, the clothes rod, at 60" AFF, and shelf, at 64" AFF, are above the maximum accessible height of 48". There is a provision to reposition the clothes rod to an accessible height, however, there is no provision to reposition the shelf.	See Photos	308.3.1	1125B.3	4.25.3	26- 517
172	Black Oak Casino Resort Club Suite 4	There is no accessible height dining surface between 28" minimum and 34" maximum AFF. There is a high top rectangular table.	42" AFF	902.3			26- 523
173		There is no accessible height dining surface, between 28" minimum and 34" maximum AFF, with a view of the playing field. There are high counters at the windows.	42" AFF	902.2, 902.3	1122B.4	4.32.4	26- 525
174		At the sinks, where the base cabinets have been configured to allow for a forward approach, barriers to a forward approach to the sink include: 1. Water supply lines are not fully insulated to protect against contact. 2. The space below the sinks is not free from sharp or abrasive surfaces, there are sharp edges at the corners of the sink. 3. Stainless steel sink is not insulated to protect against contact.	See Photos	606.5	1117B.9.2	4.24.6	26- 526
175		At the closet, the clothes rod, at 60" AFF, and shelf, at 64" AFF, are above the maximum accessible height of 48". There is a provision to reposition the clothes rod to an accessible height, however, there is no provision to reposition the shelf.	See Photos	308.3.1	1125B.3	4.25.3	26- 526
176	Black Oak Casino Resort Club Suite 6	There is no accessible height dining surface between 28" minimum and 34" maximum AFF. There is a high top rectangular table.	42" AFF	902.3			26- 534
177		There is no accessible height dining surface, between 28" minimum and 34" maximum AFF, with a view of the playing field. There are high counters at the windows.	42" AFF	902.2, 902.3	1122B.4	4.32.4	26- 535

Levi Stadium

Accessibility Survey - McBrayer Data

Item	Location	Description of Identified Barrier	As-Built	2010 ADAS	2010 CBC	1991 ADAAG	Photo
178		At the sink, where the base cabinets have been configured to allow for a forward approach, barriers to a forward approach to the sink include: 1. Water supply lines are not fully insulated to protect against contact. 2. The space below the sink is not free from sharp or abrasive surfaces, there are sharp edges at the corners of the sink. 3. Stainless steel sink is not insulated to protect against contact.	See Photos	606.5	1117B.9.2	4.24.6	26- 537
179		At the closet, the clothes rod, at 60" AFF, and shelf, at 64" AFF, are above the maximum accessible height of 48". There is a provision to reposition the clothes rod to an accessible height, however, there is no provision to reposition the shelf.	See Photos	308.3.1	1125B.3	4.25.3	26- 537
180	Black Oak Casino Resort Club Suite 7	There is no accessible height dining surface between 28" minimum and 34" maximum AFF. There is a high top rectangular table.	42" AFF	902.3			26- 540
181		There is no accessible height dining surface, between 28" minimum and 34" maximum AFF, with a view of the playing field. There are high counters at the windows.	42" AFF	902.2, 902.3	1122B.4	4.32.4	26- 541
182		At the sink, where the base cabinets have been configured to allow for a forward approach, barriers to a forward approach to the sink include: 1. Water supply lines are not fully insulated to protect against contact. 2. The space below the sink is not free from sharp or abrasive surfaces, there are sharp edges at the corners of the sink. 3. Stainless steel sink is not insulated to protect against contact.	See Photos	606.5	1117B.9.2	4.24.6	26- 543
183		At the closet, the clothes rod, at 60" AFF, and shelf, at 64" AFF, are above the maximum accessible height of 48". There is a provision to reposition the clothes rod to an accessible height, however, there is no provision to reposition the shelf.	See Photos	308.3.1	1125B.3	4.25.3	

Levi Stadium

## Accessibility Survey - McBrayer Data

Item	Location	Description of Identified Barrier	As-Built	2010 ADAS	2010 CBC	1991 ADAAG	Photo
184	Black Oak Casino Resort Club Suite 8	There is no accessible height dining surface between 28" minimum and 34" maximum AFF. There is a high top rectangular table.	42" AFF	902.3			26- 546
185		There is no accessible height dining surface, between 28" minimum and 34" maximum AFF, with a view of the playing field. There are high counters at the windows.	42" AFF	902.2, 902.3	1122B.4	4.32.4	26- 547
186		At the sink, where the base cabinets have been configured to allow for a forward approach, barriers to a forward approach to the sink include: 1. Water supply lines are not fully insulated to protect against contact. 2. The space below the sink is not free from sharp or abrasive surfaces, there are sharp edges at the corners of the sink. 3. Stainless steel sink is not insulated to protect against contact.	See Photos	606.5	1117B.9.2	4.24.6	26- 549
187		At the closet, the clothes rod, at 60" AFF, and shelf, at 64" AFF, are above the maximum accessible height of 48". There is a provision to reposition the clothes rod to an accessible height, however, there is no provision to reposition the shelf.	See Photos	308.3.1	1125B.3	4.25.3	26- 549
188	Black Oak Casino Resort Club Suite 9	There is no accessible height dining surface between 28" minimum and 34" maximum AFF. There is a high top rectangular table.	42" AFF	902.3			26- 553
189		There is no accessible height dining surface, between 28" minimum and 34" maximum AFF, with a view of the playing field. There are high counters at the windows.	42" AFF	902.2, 902.3	1122B.4	4.32.4	26- 554
190		At the sink, where the base cabinets have been configured to allow for a forward approach, barriers to a forward approach to the sink include: 1. Water supply lines are not fully insulated to protect against contact. 2. The space below the sink is not free from sharp or abrasive surfaces, there are sharp edges at the corners of the sink. 3. Stainless steel sink is not insulated to protect against contact.	See Photos	606.5	1117B.9.2	4.24.6	

Levi Stadium

Accessibility Survey - McBrayer Data

Item	Location	Description of Identified Barrier	As-Built	2010 ADAS	2010 CBC	1991 ADAAG	Photo
191		At the closet, the clothes rod, at 60" AFF, and shelf, at 64" AFF, are above the maximum accessible height of 48". There is a provision to reposition the clothes rod to an accessible height, however, there is no provision to reposition the shelf.	See Photos	308.3.1	1125B.3	4.25.3	
192	Black Oak Casino Resort Club Suite 10	There is no accessible height dining surface between 28" minimum and 34" maximum AFF. There is a high top rectangular table.	42" AFF	902.3			26- 563
193		There is no accessible height dining surface, between 28" minimum and 34" maximum AFF, with a view of the playing field. There are high counters at the windows.	42" AFF	902.2, 902.3	1122B.4	4.32.4	26- 564
194		At the sink, where the base cabinets have been configured to allow for a forward approach, barriers to a forward approach to the sink include: 1. Water supply lines are not fully insulated to protect against contact. 2. The space below the sink is not free from sharp or abrasive surfaces, there are sharp edges at the corners of the sink. 3. Stainless steel sink is not insulated to protect against contact.	See Photos	606.5	1117B.9.2	4.24.6	26- 566
195		At the closet, the clothes rod, at 60" AFF, and shelf, at 64" AFF, are above the maximum accessible height of 48". There is a provision to reposition the clothes rod to an accessible height, however, there is no provision to reposition the shelf.	See Photos	308.3.1	1125B.3	4.25.3	
196	Black Oak Casino Resort Club Suite 11	There is no accessible height dining surface between 28" minimum and 34" maximum AFF. There is a high top rectangular table.	42" AFF	902.3			26- 569
197		There is no accessible height dining surface, between 28" minimum and 34" maximum AFF, with a view of the playing field. There are high counters at the windows.	42" AFF	902.2, 902.3	1122B.4	4.32.4	26-570

Levi Stadium

## Accessibility Survey - McBrayer Data

Item	Location	Description of Identified Barrier	As-Built	2010 ADAS	2010 CBC	1991 ADAAG	Photo
198		At the sink, where the base cabinets have been configured to allow for a forward approach, barriers to a forward approach to the sink include: 1. Water supply lines are not fully insulated to protect against contact. 2. The space below the sink is not free from sharp or abrasive surfaces, there are sharp edges at the corners of the sink. 3. Stainless steel sink is not insulated to protect against contact.	See Photos	606.5	1117B.9.2	4.24.6	26- 572
199		At the closet, the clothes rod, at 60" AFF, and shelf, at 64" AFF, are above the maximum accessible height of 48". There is a provision to reposition the clothes rod to an accessible height, however, there is no provision to reposition the shelf.	See Photos	308.3.1	1125B.3	4.25.3	
200	Black Oak Casino 12	There is no accessible height dining surface between 28" minimum and 34" maximum AFF. There is a high top rectangular table.	42" AFF	902.3			26- 575
201		There is no accessible height dining surface, between 28" minimum and 34" maximum AFF, with a view of the playing field. There are high counters at the windows.	42" AFF	902.2, 902.3	1122B.4	4.32.4	26- 576
202		At the sink, where the base cabinets have been configured to allow for a forward approach, barriers to a forward approach to the sink include: 1. Water supply lines are not fully insulated to protect against contact. 2. The space below the sink is not free from sharp or abrasive surfaces, there are sharp edges at the corners of the sink. 3. Stainless steel sink is not insulated to protect against contact.	See Photos	606.5	1117B.9.2	4.24.6	26- 578
203		At the closet, the clothes rod, at 60" AFF, and shelf, at 64" AFF, are above the maximum accessible height of 48". There is a provision to reposition the clothes rod to an accessible height, however, there is no provision to reposition the shelf.	See Photos	308.3.1	1125B.3	4.25.3	26- 578

Levi Stadium

## Accessibility Survey - McBrayer Data

Item	Location	Description of Identified Barrier	As-Built	2010 ADAS	2010 CBC	1991 ADAAG	Photo
204	Black Oak Casino Resort Club Suite 13	There is no accessible height dining surface between 28" minimum and 34" maximum AFF. There is a high top rectangular table.	42" AFF	902.3			26- 581
205		There is no accessible height dining surface, between 28" minimum and 34" maximum AFF, with a view of the playing field. There are high counters at the windows.	42" AFF	902.2, 902.3	1122B.4	4.32.4	26- 582
206		At the sink, where the base cabinets have been configured to allow for a forward approach, barriers to a forward approach to the sink include: 1. Water supply lines are not fully insulated to protect against contact. 2. The space below the sink is not free from sharp or abrasive surfaces, there are sharp edges at the corners of the sink. 3. Stainless steel sink is not insulated to protect against contact.	See Photos	606.5	1117B.9.2	4.24.6	26- 584
207		At the closet, the clothes rod, at 60" AFF, and shelf, at 64" AFF, are above the maximum accessible height of 48". There is a provision to reposition the clothes rod to an accessible height, however, there is no provision to reposition the shelf.	See Photos	308.3.1	1125B.3	4.25.3	
208	Black Oak Casino Resort Club Suite 14	There is no accessible height dining surface between 28" minimum and 34" maximum AFF. There is a high top rectangular table.	42" AFF	902.3			26- 587
209		There is no accessible height dining surface, between 28" minimum and 34" maximum AFF, with a view of the playing field. There are high counters at the windows.	42" AFF	902.2, 902.3	1122B.4	4.32.4	26-588
210		At the sink, where the base cabinets have been configured to allow for a forward approach, barriers to a forward approach to the sink include: 1. Water supply lines are not fully insulated to protect against contact. 2. The space below the sink is not free from sharp or abrasive surfaces, there are sharp edges at the corners of the sink. 3. Stainless steel sink is not insulated to protect against contact.	See Photos	606.5	1117B.9.2	4.24.6	26-589

Levi Stadium

Accessibility Survey - McBrayer Data

Item	Location	Description of Identified Barrier	As-Built	2010 ADAS	2010 CBC	1991 ADAAG	Photo
211		At the closet, the clothes rod, at 60" AFF, and shelf, at 64" AFF, are above the maximum accessible height of 48". There is a provision to reposition the clothes rod to an accessible height, however, there is no provision to reposition the shelf.	See Photos	308.3.1	1125B.3	4.25.3	
212	Black Oak Casino Resort Club Suite 15	There is no accessible height dining surface between 28" minimum and 34" maximum AFF. There is a high top rectangular table.	42" AFF	902.3			26- 593
213		There is no accessible height dining surface, between 28" minimum and 34" maximum AFF, with a view of the playing field. There are high counters at the windows.	42" AFF	902.2, 902.3	1122B.4	4.32.4	26- 594
214		At the sink, where the base cabinets have been configured to allow for a forward approach, barriers to a forward approach to the sink include: 1. Water supply lines are not fully insulated to protect against contact. 2. The space below the sink is not free from sharp or abrasive surfaces, there are sharp edges at the corners of the sink. 3. Stainless steel sink is not insulated to protect against contact.	See Photos	606.5	1117B.9.2	4.24.6	26- 596
215		At the closet, the clothes rod, at 60" AFF, and shelf, at 64" AFF, are above the maximum accessible height of 48". There is a provision to reposition the clothes rod to an accessible height, however, there is no provision to reposition the shelf.	See Photos	308.3.1	1125B.3	4.25.3	
216	Black Oak Casino Resort Club Suite 16	There is no accessible height dining surface between 28" minimum and 34" maximum AFF. There is a high top rectangular table.	42" AFF	902.3			26- 607
217		There is no accessible height dining surface, between 28" minimum and 34" maximum AFF, with a view of the playing field. There are high counters at the windows.	42" AFF	902.2, 902.3	1122B.4	4.32.4	26- 608

Levi Stadium

Accessibility Survey - McBrayer Data

Item	Location	Description of Identified Barrier	As-Built	2010 ADAS	2010 CBC	1991 ADAAG	Photo
218		At the sink, where the base cabinets have been configured to allow for a forward approach, barriers to a forward approach to the sink include: 1. Water supply lines are not fully insulated to protect against contact. 2. The space below the sink is not free from sharp or abrasive surfaces, there are sharp edges at the corners of the sink. 3. Stainless steel sink is not insulated to protect against contact.	See Photos	606.5	1117B.9.2	4.24.6	
219		At the ice sink, where the base cabinets have been configured to allow for a forward approach, barriers to a forward approach to the ice sink include: 1. The drain line is not fully insulated. 2. The space below the ice sink is not free from sharp or abrasive surfaces, there are sharp edges at the corners of the ice sink and at the drain piping. 3. Stainless steel ice sink is not insulated to protect against contact.	See Photos	606.5	1117B.9.2	4.24.6	
220		At the closet, the clothes rod, at 60" AFF, and shelf, at 64" AFF, are above the maximum accessible height of 48". There is a provision to reposition the clothes rod to an accessible height, however, there is no provision to reposition the shelf.	See Photos	308.3.1	1125B.3	4.25.3	
221	Black Oak Casino Resort Club Suite 17	There is no accessible height dining surface between 28" minimum and 34" maximum AFF. There is a high top rectangular table.	42" AFF	902.3			26- 617
222		There is no accessible height dining surface, between 28" minimum and 34" maximum AFF, with a view of the playing field. There are high counters at the windows.	42" AFF	902.2, 902.3	1122B.4	4.32.4	26- 618



Levi Stadium

Accessibility Survey - McBrayer Data

Item	Location	Description of Identified Barrier	As-Built	2010 ADAS	2010 CBC	1991 ADAAG	Photo
223		At the sink, where the base cabinets have been configured to allow for a forward approach, barriers to a forward approach to the sink include: 1. Water supply lines are not fully insulated to protect against contact. 2. The space below the sink is not free from sharp or abrasive surfaces, there are sharp edges at the corners of the sink. 3. Stainless steel sink is not insulated to protect against contact.	See Photos	606.5	1117B.9.2	4.24.6	
224		At the ice sink, where the base cabinets have been configured to allow for a forward approach, barriers to a forward approach to the ice sink include: 1. The drain line is not fully insulated. 2. The space below the ice sink is not free from sharp or abrasive surfaces, there are sharp edges at the corners of the ice sink and at the drain piping. 3. Stainless steel ice sink is not insulated to protect against contact.	See Photos	606.5	1117B.9.2	4.24.6	
225		At the closet, the clothes rod, at 60" AFF, and shelf, at 64" AFF, are above the maximum accessible height of 48". There is a provision to reposition the clothes rod to an accessible height, however, there is no provision to reposition the shelf.	See Photos	308.3.1	1125B.3	4.25.3	
226	Black Oak Casino Resort Club Suite 18	There is no accessible height dining surface between 28" minimum and 34" maximum AFF. There is a high top rectangular table.	42" AFF	902.3			26 - 626
227		There is no accessible height dining surface, between 28" minimum and 34" maximum AFF, with a view of the playing field. There are high counters at the windows.	42" AFF	902.2, 902.3	1122B.4	4.32.4	26- 627

Levi Stadium

Accessibility Survey - McBrayer Data

Item	Location	Description of Identified Barrier	As-Built	2010 ADAS	2010 CBC	1991 ADAAG	Photo
228		At the sink, where the base cabinets have been configured to allow for a forward approach, barriers to a forward approach to the sink include: 1. Water supply lines are not fully insulated to protect against contact. 2. The space below the sink is not free from sharp or abrasive surfaces, there are sharp edges at the corners of the sink. 3. Stainless steel sink is not insulated to protect against contact.	See Photos	606.5	1117B.9.2	4.24.6	26- 629
229		At the closet, the clothes rod, at 60" AFF, and shelf, at 64" AFF, are above the maximum accessible height of 48". There is a provision to reposition the clothes rod to an accessible height, however, there is no provision to reposition the shelf.	See Photos	308.3.1	1125B.3	4.25.3	
230	Black Oak Casino Resort Club Suite 19	There is no accessible height dining surface between 28" minimum and 34" maximum AFF. There is a high top rectangular table.	42" AFF	902.3			26- 632
231		There is no accessible height dining surface, between 28" minimum and 34" maximum AFF, with a view of the playing field. There are high counters at the windows.	42" AFF	902.2, 902.3	1122B.4	4.32.4	26- 633
232		At the sink, where the base cabinets have been configured to allow for a forward approach, barriers to a forward approach to the sink include: 1. Water supply lines are not fully insulated to protect against contact. 2. The space below the sink is not free from sharp or abrasive surfaces, there are sharp edges at the corners of the sink. 3. Stainless steel sink is not insulated to protect against contact.	See Photos	606.5	1117B.9.2	4.24.6	26- 635
233		At the closet, the clothes rod, at 60" AFF, and shelf, at 64" AFF, are above the maximum accessible height of 48". There is a provision to reposition the clothes rod to an accessible height, however, there is no provision to reposition the shelf.	See Photos	308.3.1	1125B.3	4.25.3	26- 635

Levi Stadium

Accessibility Survey - McBrayer Data

Item	Location	Description of Identified Barrier	As-Built	2010 ADAS	2010 CBC	1991 ADAAG	Photo
234	Black Oak Casino Resort Club Suite 20	There is no accessible height dining surface between 28" minimum and 34" maximum AFF. There is a high top rectangular table.	42" AFF	902.3			26- 639
235		There is no accessible height dining surface, between 28" minimum and 34" maximum AFF, with a view of the playing field. There are high counters at the windows.	42" AFF	902.2, 902.3	1122B.4	4.32.4	26- 640
236		At the sink, where the base cabinets have been configured to allow for a forward approach, barriers to a forward approach to the sink include: 1. Water supply lines are not fully insulated to protect against contact. 2. The space below the sink is not free from sharp or abrasive surfaces, there are sharp edges at the corners of the sink. 3. Stainless steel sink is not insulated to protect against contact.	See Photos	606.5	1117B.9.2	4.24.6	26- 642
237		At the closet, the clothes rod, at 60" AFF, and shelf, at 64" AFF, are above the maximum accessible height of 48". There is a provision to reposition the clothes rod to an accessible height, however, there is no provision to reposition the shelf.	See Photos	308.3.1	1125B.3	4.25.3	
238	Black Oak Casino Resort Club Suite 21	There is no accessible height dining surface between 28" minimum and 34" maximum AFF. There is a high top rectangular table.	42" AFF	902.3			26-645
239		There is no accessible height dining surface, between 28" minimum and 34" maximum AFF, with a view of the playing field. There are high counters at the windows.	42" AFF	902.2, 902.3	1122B.4	4.32.4	26- 646
240		At the sink, where the base cabinets have been configured to allow for a forward approach, barriers to a forward approach to the sink include: 1. Water supply lines are not fully insulated to protect against contact. 2. The space below the sink is not free from sharp or abrasive surfaces, there are sharp edges at the corners of the sink. 3. Stainless steel sink is not insulated to protect against contact.	See Photos	606.5	1117B.9.2	4.24.6	26- 648

Levi Stadium

## Accessibility Survey - McBrayer Data

Item	Location	Description of Identified Barrier	As-Built	2010 ADAS	2010 CBC	1991 ADAAG	Photo
241		At the closet, the clothes rod, at 60" AFF, and shelf, at 64" AFF, are above the maximum accessible height of 48". There is a provision to reposition the clothes rod to an accessible height, however, there is no provision to reposition the shelf.	See Photos	308.3.1	1125B.3	4.25.3	
242	Black Oak Casino 22	There is no accessible height dining surface between 28" minimum and 34" maximum AFF. There is a high top rectangular table.	42" AFF	902.3			26- 654
243		There is no accessible height dining surface, between 28" minimum and 34" maximum AFF, with a view of the playing field. There are high counters at the windows.	42" AFF	902.2, 902.3	1122B.4	4.32.4	26- 655
244		At the sink, where the base cabinets have been configured to allow for a forward approach, barriers to a forward approach to the sink include: 1. Water supply lines are not fully insulated to protect against contact. 2. The space below the sink is not free from sharp or abrasive surfaces, there are sharp edges at the corners of the sink. 3. Stainless steel sink is not insulated to protect against contact.	See Photos	606.5	1117B.9.2	4.24.6	26- 657
245		At the closet, the clothes rod, at 60" AFF, and shelf, at 64" AFF, are above the maximum accessible height of 48". There is a provision to reposition the clothes rod to an accessible height, however, there is no provision to reposition the shelf.	See Photos	308.3.1	1125B.3	4.25.3	26- 657
246	Black Oak Casino Resort Club Suite 23	There is no accessible height dining surface between 28" minimum and 34" maximum AFF. There is a high top rectangular table.	42" AFF	902.3			26- 660
247		There is no accessible height dining surface, between 28" minimum and 34" maximum AFF, with a view of the playing field. There are high counters at the windows.	42" AFF	902.2, 902.3	1122B.4	4.32.4	26- 661

Levi Stadium

Accessibility Survey - McBrayer Data

Item	Location	Description of Identified Barrier	As-Built	2010 ADAS	2010 CBC	1991 ADAAG	Photo
248		At the sink, where the base cabinets have been configured to allow for a forward approach, barriers to a forward approach to the sink include: 1. Water supply lines are not fully insulated to protect against contact. 2. The space below the sink is not free from sharp or abrasive surfaces, there are sharp edges at the corners of the sink. 3. Stainless steel sink is not insulated to protect against contact.	See Photos	606.5	1117B.9.2	4.24.6	26- 663
249		At the closet, the clothes rod, at 60" AFF, and shelf, at 64" AFF, are above the maximum accessible height of 48". There is a provision to reposition the clothes rod to an accessible height, however, there is no provision to reposition the shelf.		308.3.1	1125B.3	4.25.3	
250	Black Oak Casino Resort Club Suite 24	There is no accessible height dining surface between 28" minimum and 34" maximum AFF. There is a high top rectangular table.	42" AFF	902.3			26- 667
251		There is no accessible height dining surface, between 28" minimum and 34" maximum AFF, with a view of the playing field. There are high counters at the windows.	42" AFF	902.2, 902.3	1122B.4	4.32.4	26- 668
252		At the sink, where the base cabinets have been configured to allow for a forward approach, barriers to a forward approach to the sink include: 1. Water supply lines are not fully insulated to protect against contact. 2. The space below the sink is not free from sharp or abrasive surfaces, there are sharp edges at the corners of the sink. 3. Stainless steel sink is not insulated to protect against contact.	See Photos	606.5	1117B.9.2	4.24.6	26- 670

Levi Stadium

Accessibility Survey - McBrayer Data

Item	Location	Description of Identified Barrier	As-Built	2010 ADAS	2010 CBC	1991 ADAAG	Photo
253		At the ice sink, where the base cabinets have been configured to allow for a forward approach, barriers to a forward approach to the ice sink include: 1. The drain line is not fully insulated. 2. The space below the ice sink is not free from sharp or abrasive surfaces, there are sharp edges at the corners of the ice sink and at the drain piping. 3. Stainless steel ice sink is not insulated to protect against contact.	See Photos	606.5	1117B.9.2	4.24.6	26- 670
254		At the closet, the clothes rod, at 60" AFF, and shelf, at 64" AFF, are above the maximum accessible height of 48". There is a provision to reposition the clothes rod to an accessible height, however, there is no provision to reposition the shelf.		308.3.1	1125B.3	4.25.3	
255	Black Oak Casino Resort Club Suite 27	There is no accessible height dining surface between 28" minimum and 34" maximum AFF. There is a high top rectangular table.	42" AFF	902.3			26- 863
256		There is no accessible height dining surface, between 28" minimum and 34" maximum AFF, with a view of the playing field. There are high counters at the windows.	42" AFF	902.2, 902.3	1122B.4	4.32.4	26- 862
257		At the sink, where the base cabinets have been configured to allow for a forward approach, barriers to a forward approach to the sink include: 1. Water supply lines are not fully insulated to protect against contact. 2. The space below the sink is not free from sharp or abrasive surfaces, there are sharp edges at the corners of the sink. 3. Stainless steel sink is not insulated to protect against contact.	See Photos	606.5	1117B.9.2	4.24.6	26- 865

Levi Stadium

Accessibility Survey - McBrayer Data

Item	Location	Description of Identified Barrier	As-Built	2010 ADAS	2010 CBC	1991 ADAAG	Photo
258		At the ice sink, where the base cabinets have been configured to allow for a forward approach, barriers to a forward approach to the ice sink include: 1. The drain line is not fully insulated. 2. The space below the ice sink is not free from sharp or abrasive surfaces, there are sharp edges at the corners of the ice sink and at the drain piping. 3. Stainless steel ice sink is not insulated to protect against contact.	See Photos	606.5	1117B.9.2	4.24.6	26- 865
259		At the closet, the clothes rod, at 60" AFF, and shelf, at 64" AFF, are above the maximum accessible height of 48". There is a provision to reposition the clothes rod to an accessible height, however, there is no provision to reposition the shelf.	See Photos	308.3.1	1125B.3	4.25.3	
260	Black Oak Casino Resort Club Suite 28	There is no accessible height dining surface between 28" minimum and 34" maximum AFF. There is a high top rectangular table.	42" AFF	902.3			26- 856
261		There is no accessible height dining surface, between 28" minimum and 34" maximum AFF, with a view of the playing field. There are high counters at the windows.	42" AFF	902.2, 902.3	1122B.4	4.32.4	26- 854
262		At the sink, where the base cabinets have been configured to allow for a forward approach, barriers to a forward approach to the sink include: 1. Water supply lines are not fully insulated to protect against contact. 2. The space below the sink is not free from sharp or abrasive surfaces, there are sharp edges at the corners of the sink. 3. Stainless steel sink is not insulated to protect against contact.	See Photos	606.5	1117B.9.2	4.24.6	26- 856
263		At the closet, the clothes rod, at 60" AFF, and shelf, at 64" AFF, are above the maximum accessible height of 48". There is a provision to reposition the clothes rod to an accessible height, however, there is no provision to reposition the shelf.	See Photos	308.3.1	1125B.3	4.25.3	26- 856

Levi Stadium

Accessibility Survey - McBrayer Data

Item	Location	Description of Identified Barrier	As-Built	2010 ADAS	2010 CBC	1991 ADAAG	Photo
264	Black Oak Casino Resort Club Suite 29	There is no accessible height dining surface between 28" minimum and 34" maximum AFF. There is a high top rectangular table.	42" AFF	902.3			26- 851
265		There is no accessible height dining surface, between 28" minimum and 34" maximum AFF, with a view of the playing field. There are high counters at the windows.	42" AFF	902.2, 902.3	1122B.4	4.32.4	26- 849
266		At the sink, where the base cabinets have been configured to allow for a forward approach, barriers to a forward approach to the sink include: 1. Water supply lines are not fully insulated to protect against contact. 2. The space below the sink is not free from sharp or abrasive surfaces, there are sharp edges at the corners of the sink. 3. Stainless steel sink is not insulated to protect against contact.	See Photos	606.5	1117B.9.2	4.24.6	26- 851
267		At the closet, the clothes rod, at 60" AFF, and shelf, at 64" AFF, are above the maximum accessible height of 48". There is a provision to reposition the clothes rod to an accessible height, however, there is no provision to reposition the shelf.	See Photos	308.3.1	1125B.3	4.25.3	26- 851
268	Black Oak Casino Resort Club Suite 30	There is no accessible height dining surface between 28" minimum and 34" maximum AFF. There is a high top rectangular table.	42" AFF	902.3			26- 846
269		There is no accessible height dining surface, between 28" minimum and 34" maximum AFF, with a view of the playing field. There are high counters at the windows.	42" AFF	902.2, 902.3	1122B.4	4.32.4	26- 844
270		At the sink, where the base cabinets have been configured to allow for a forward approach, barriers to a forward approach to the sink include: 1. Water supply lines are not fully insulated to protect against contact. 2. The space below the sink is not free from sharp or abrasive surfaces, there are sharp edges at the corners of the sink. 3. Stainless steel sink is not insulated to protect against contact.	See Photos	606.5	1117B.9.2	4.24.6	26- 846



Levi Stadium

Accessibility Survey - McBrayer Data

Item	Location	Description of Identified Barrier	As-Built	2010 ADAS	2010 CBC	1991 ADAAG	Photo
271		At the closet, the clothes rod, at 60" AFF, and shelf, at 64" AFF, are above the maximum accessible height of 48". There is a provision to reposition the clothes rod to an accessible height, however, there is no provision to reposition the shelf.	See Photos	308.3.1	1125B.3	4.25.3	26- 846
272	Black Oak Casino Resort Club Suite 31	There is no accessible height dining surface between 28" minimum and 34" maximum AFF. There is a high top rectangular table.	42" AFF	902.3			26- 837
273		There is no accessible height dining surface, between 28" minimum and 34" maximum AFF, with a view of the playing field. There are high counters at the windows.	42" AFF	902.2, 902.3	1122B.4	4.32.4	26- 838
274		At the sink, where the base cabinets have been configured to allow for a forward approach, barriers to a forward approach to the sink include: 1. Water supply lines are not fully insulated to protect against contact. 2. The space below the sink is not free from sharp or abrasive surfaces, there are sharp edges at the corners of the sink. 3. Stainless steel sink is not insulated to protect against contact.	See Photos	606.5	1117B.9.2	4.24.6	26- 840
275		At the closet, the clothes rod, at 60" AFF, and shelf, at 64" AFF, are above the maximum accessible height of 48". There is a provision to reposition the clothes rod to an accessible height, however, there is no provision to reposition the shelf.	See Photos	308.3.1	1125B.3	4.25.3	
276	Black Oak Casino Resort Club Suite 32	There is no accessible height dining surface between 28" minimum and 34" maximum AFF. There is a high top rectangular table.	42" AFF	902.3			26- 829
277		There is no accessible height dining surface, between 28" minimum and 34" maximum AFF, with a view of the playing field. There are high counters at the windows.	42" AFF	902.2, 902.3	1122B.4	4.32.4	26- 831

Levi Stadium

Accessibility Survey - McBrayer Data

Item	Location	Description of Identified Barrier	As-Built	2010 ADAS	2010 CBC	1991 ADAAG	Photo
278		At the sink, where the base cabinets have been configured to allow for a forward approach, barriers to a forward approach to the sink include: 1. Water supply lines are not fully insulated to protect against contact. 2. The space below the sink is not free from sharp or abrasive surfaces, there are sharp edges at the corners of the sink. 3. Stainless steel sink is not insulated to protect against contact.	See Photos	606.5	1117B.9.2	4.24.6	26- 832
279		At the closet, the clothes rod, at 60" AFF, and shelf, at 64" AFF, are above the maximum accessible height of 48". There is a provision to reposition the clothes rod to an accessible height, however, there is no provision to reposition the shelf.	See Photos	308.3.1	1125B.3	4.25.3	26- 832
280	Black Oak Casino Resort Club Suite 33	There is no accessible height dining surface between 28" minimum and 34" maximum AFF. There is a high top rectangular table.	42" AFF	902.3			26- 822
281		There is no accessible height dining surface, between 28" minimum and 34" maximum AFF, with a view of the playing field. There are high counters at the windows.	42" AFF	902.2, 902.3	1122B.4	4.32.4	26- 823
282		At the sink, where the base cabinets have been configured to allow for a forward approach, barriers to a forward approach to the sink include: 1. Water supply lines are not fully insulated to protect against contact. 2. The space below the sink is not free from sharp or abrasive surfaces, there are sharp edges at the corners of the sink. 3. Stainless steel sink is not insulated to protect against contact.	See Photos	606.5	1117B.9.2	4.24.6	
283		At the closet, the clothes rod, at 60" AFF, and shelf, at 64" AFF, are above the maximum accessible height of 48". There is a provision to reposition the clothes rod to an accessible height, however, there is no provision to reposition the shelf.	See Photos	308.3.1	1125B.3	4.25.3	

Levi Stadium

Accessibility Survey - McBrayer Data

Item	Location	Description of Identified Barrier	As-Built	2010 ADAS	2010 CBC	1991 ADAAG	Photo
284	Black Oak Casino Resort Club Suite 34	There is no accessible height dining surface between 28" minimum and 34" maximum AFF. There is a high top rectangular table.	42" AFF	902.3			26- 815
285		There is no accessible height dining surface, between 28" minimum and 34" maximum AFF, with a view of the playing field. There are high counters at the windows.	42" AFF	902.2, 902.3	1122B.4	4.32.4	26- 815
286		At the sink, where the base cabinets have been configured to allow for a forward approach, barriers to a forward approach to the sink include: 1. Water supply lines are not fully insulated to protect against contact. 2. The space below the sink is not free from sharp or abrasive surfaces, there are sharp edges at the corners of the sink. 3. Stainless steel sink is not insulated to protect against contact.	See Photos	606.5	1117B.9.2	4.24.6	26- 819
287		At the ice sink, where the base cabinets have been configured to allow for a forward approach, barriers to a forward approach to the ice sink include: 1. The drain line is not fully insulated. 2. The space below the ice sink is not free from sharp or abrasive surfaces, there are sharp edges at the corners of the ice sink and at the drain piping. 3. Stainless steel ice sink is not insulated to protect against contact.	See Photos	606.5	1117B.9.2	4.24.6	26-- 819
288		At the closet, the clothes rod, at 60" AFF, and shelf, at 64" AFF, are above the maximum accessible height of 48". There is a provision to reposition the clothes rod to an accessible height, however, there is no provision to reposition the shelf.	See Photos	308.3.1	1125B.3	4.25.3	
289	Black Oak Casino Resort Club Suite 35	There is no accessible height dining surface between 28" minimum and 34" maximum AFF. There is a high top rectangular table.	42" AFF	902.3			26- 805
290		There is no accessible height dining surface, between 28" minimum and 34" maximum AFF, with a view of the playing field. There are high counters at the windows.	42" AFF	902.2, 902.3	1122B.4	4.32.4	26- 803

Levi Stadium

Accessibility Survey - McBrayer Data

Item	Location	Description of Identified Barrier	As-Built	2010 ADAS	2010 CBC	1991 ADAAG	Photo
291		At the sink, where the base cabinets have been configured to allow for a forward approach, barriers to a forward approach to the sink include: 1. Water supply lines are not fully insulated to protect against contact. 2. The space below the sink is not free from sharp or abrasive surfaces, there are sharp edges at the corners of the sink. 3. Stainless steel sink is not insulated to protect against contact.	See Photos	606.5	1117B.9.2	4.24.6	26- 807
292		At the ice sink, where the base cabinets have been configured to allow for a forward approach, barriers to a forward approach to the ice sink include: 1. The drain line is not fully insulated. 2. The space below the ice sink is not free from sharp or abrasive surfaces, there are sharp edges at the corners of the ice sink and at the drain piping. 3. Stainless steel ice sink is not insulated to protect against contact.	See Photos	606.5	1117B.9.2	4.24.6	26- 807
293		At the closet, the clothes rod, at 60" AFF, and shelf, at 64" AFF, are above the maximum accessible height of 48". There is a provision to reposition the clothes rod to an accessible height, however, there is no provision to reposition the shelf.	See Photos	308.3.1	1125B.3	4.25.3	
294	Black Oak Casino Resort Club Suite 36	There is no accessible height dining surface between 28" minimum and 34" maximum AFF. There is a high top rectangular table.	42" AFF	902.3			26- 798
295		There is no accessible height dining surface, between 28" minimum and 34" maximum AFF, with a view of the playing field. There are high counters at the windows.	42" AFF	902.2, 902.3	1122B.4	4.32.4	26- 797

Levi Stadium

Accessibility Survey - McBrayer Data

Item	Location	Description of Identified Barrier	As-Built	2010 ADAS	2010 CBC	1991 ADAAG	Photo
296		At the sink, where the base cabinets have been configured to allow for a forward approach, barriers to a forward approach to the sink include: 1. Water supply lines are not fully insulated to protect against contact. 2. The space below the sink is not free from sharp or abrasive surfaces, there are sharp edges at the corners of the sink. 3. Stainless steel sink is not insulated to protect against contact.	See Photos	606.5	1117B.9.2	4.24.6	26- 799
297		At the closet, the clothes rod, at 60" AFF, and shelf, at 64" AFF, are above the maximum accessible height of 48". There is a provision to reposition the clothes rod to an accessible height, however, there is no provision to reposition the shelf.	See Photos	308.3.1	1125B.3	4.25.3	
298	Black Oak Casino Resort Club Suite 37	There is no accessible height dining surface between 28" minimum and 34" maximum AFF. There is a high top rectangular table.	42" AFF	902.3			26- 793
299		There is no accessible height dining surface, between 28" minimum and 34" maximum AFF, with a view of the playing field. There are high counters at the windows.	42" AFF	902.2, 902.3	1122B.4	4.32.4	26- 792
300		At the sink, where the base cabinets have been configured to allow for a forward approach, barriers to a forward approach to the sink include: 1. Water supply lines are not fully insulated to protect against contact. 2. The space below the sink is not free from sharp or abrasive surfaces, there are sharp edges at the corners of the sink. 3. Stainless steel sink is not insulated to protect against contact.	See Photos	606.5	1117B.9.2	4.24.6	26- 793
301		At the closet, the clothes rod, at 60" AFF, and shelf, at 64" AFF, are above the maximum accessible height of 48". There is a provision to reposition the clothes rod to an accessible height, however, there is no provision to reposition the shelf.	See Photos	308.3.1	1125B.3	4.25.3	26- 793

Levi Stadium

Accessibility Survey - McBrayer Data

Item	Location	Description of Identified Barrier	As-Built	2010 ADAS	2010 CBC	1991 ADAAG	Photo
302	Black Oak Casino 38	There is no accessible height dining surface between 28" minimum and 34" maximum AFF. There is a high top rectangular table.	42" AFF	902.3			26-781
303		There is no accessible height dining surface, between 28" minimum and 34" maximum AFF, with a view of the playing field. There are high counters at the windows.	42" AFF	902.2, 902.3	1122B.4	4.32.4	26-780
304		At the sink, where the base cabinets have been configured to allow for a forward approach, barriers to a forward approach to the sink include: 1. Water supply lines are not fully insulated to protect against contact. 2. The space below the sink is not free from sharp or abrasive surfaces, there are sharp edges at the corners of the sink. 3. Stainless steel sink is not insulated to protect against contact.	See Photos	606.5	1117B.9.2	4.24.6	26-782, 26-788
305		At the closet, the clothes rod, at 60" AFF, and shelf, at 64" AFF, are above the maximum accessible height of 48". There is a provision to reposition the clothes rod to an accessible height, however, there is no provision to reposition the shelf.	See Photos	308.3.1	1125B.3	4.25.3	26-782, 26-788
306	Black Oak Casino Resort Club Suite 40	There is no accessible height dining surface between 28" minimum and 34" maximum AFF. There is a high top rectangular table.	42" AFF	902.3			26-775
307		There is no accessible height dining surface, between 28" minimum and 34" maximum AFF, with a view of the playing field. There are high counters at the windows.	42" AFF	902.2, 902.3	1122B.4	4.32.4	26-774
308		At the sink, where the base cabinets have been configured to allow for a forward approach, barriers to a forward approach to the sink include: 1. Water supply lines are not fully insulated to protect against contact. 2. The space below the sink is not free from sharp or abrasive surfaces, there are sharp edges at the corners of the sink. 3. Stainless steel sink is not insulated to protect against contact.	See Photos	606.5	1117B.9.2	4.24.6	26-776

Levi Stadium

Accessibility Survey - McBrayer Data

Item	Location	Description of Identified Barrier	As-Built	2010 ADAS	2010 CBC	1991 ADAAG	Photo
309		At the closet, the clothes rod, at 60" AFF, and shelf, at 64" AFF, are above the maximum accessible height of 48". There is a provision to reposition the clothes rod to an accessible height, however, there is no provision to reposition the shelf.	See Photos	308.3.1	1125B.3	4.25.3	
310	Black Oak Casino Resort Club Suite 41	There is no accessible height dining surface between 28" minimum and 34" maximum AFF. There is a high top rectangular table.	42" AFF	902.3			26- 770
311		There is no accessible height dining surface, between 28" minimum and 34" maximum AFF, with a view of the playing field. There are high counters at the windows.	42" AFF	902.2, 902.3	1122B.4	4.32.4	26- 769
312		At the sink, where the base cabinets have been configured to allow for a forward approach, barriers to a forward approach to the sink include: 1. Water supply lines are not fully insulated to protect against contact. 2. The space below the sink is not free from sharp or abrasive surfaces, there are sharp edges at the corners of the sink. 3. Stainless steel sink is not insulated to protect against contact.	See Photos	606.5	1117B.9.2	4.24.6	26- 771
313		At the closet, the clothes rod, at 60" AFF, and shelf, at 64" AFF, are above the maximum accessible height of 48". There is a provision to reposition the clothes rod to an accessible height, however, there is no provision to reposition the shelf.	See Photos	308.3.1	1125B.3	4.25.3	26- 771
314	Black Oak Casino Resort Club Suite 42	There is no accessible height dining surface between 28" minimum and 34" maximum AFF. There is a high top rectangular table.	42" AFF	902.3			26- 760
315		There is no accessible height dining surface, between 28" minimum and 34" maximum AFF, with a view of the playing field. There are high counters at the windows.	42" AFF	902.2, 902.3	1122B.4	4.32.4	26- 759

Levi Stadium

## Accessibility Survey - McBrayer Data

Item	Location	Description of Identified Barrier	As-Built	2010 ADAS	2010 CBC	1991 ADAAG	Photo
316		At the sink, where the base cabinets have been configured to allow for a forward approach, barriers to a forward approach to the sink include: 1. Water supply lines are not fully insulated to protect against contact. 2. The space below the sink is not free from sharp or abrasive surfaces, there are sharp edges at the corners of the sink. 3. Stainless steel sink is not insulated to protect against contact.	See Photos	606.5	1117B.9.2	4.24.6	26- 761
317		At the closet, the clothes rod, at 60" AFF, and shelf, at 64" AFF, are above the maximum accessible height of 48". There is a provision to reposition the clothes rod to an accessible height, however, there is no provision to reposition the shelf.	See Photos	308.3.1	1125B.3	4.25.3	26- 761
318	Black Oak Casino Resort Club Suite 43	There is no accessible height dining surface between 28" minimum and 34" maximum AFF. There is a high top rectangular table.	42" AFF	902.3			26- 754
319		There is no accessible height dining surface, between 28" minimum and 34" maximum AFF, with a view of the playing field. There are high counters at the windows.	42" AFF	902.2, 902.3	1122B.4	4.32.4	26- 753
320		At the sink, where the base cabinets have been configured to allow for a forward approach, barriers to a forward approach to the sink include: 1. Water supply lines are not fully insulated to protect against contact. 2. The space below the sink is not free from sharp or abrasive surfaces, there are sharp edges at the corners of the sink. 3. Stainless steel sink is not insulated to protect against contact.	See Photos	606.5	1117B.9.2	4.24.6	26- 755
321		At the closet, the clothes rod, at 60" AFF, and shelf, at 64" AFF, are above the maximum accessible height of 48". There is a provision to reposition the clothes rod to an accessible height, however, there is no provision to reposition the shelf.	See Photos	308.3.1	1125B.3	4.25.3	



Levi Stadium

Accessibility Survey - McBrayer Data

Item	Location	Description of Identified Barrier	As-Built	2010 ADAS	2010 CBC	1991 ADAAG	Photo
322	Black Oak Casino Resort Club Suite 44	There is no accessible height dining surface between 28" minimum and 34" maximum AFF. There is a high top rectangular table.	42" AFF	902.3			26- 749
323		There is no accessible height dining surface, between 28" minimum and 34" maximum AFF, with a view of the playing field. There are high counters at the windows.	42" AFF	902.2, 902.3	1122B.4	4.32.4	26- 747
324		At the sink, where the base cabinets have been configured to allow for a forward approach, barriers to a forward approach to the sink include: 1. Water supply lines are not fully insulated to protect against contact. 2. The space below the sink is not free from sharp or abrasive surfaces, there are sharp edges at the corners of the sink. 3. Stainless steel sink is not insulated to protect against contact.	See Photos	606.5	1117B.9.2	4.24.6	26- 749
325		At the closet, the clothes rod, at 60" AFF, and shelf, at 64" AFF, are above the maximum accessible height of 48". There is a provision to reposition the clothes rod to an accessible height, however, there is no provision to reposition the shelf.	See Photos	308.3.1	1125B.3	4.25.3	
326	Black Oak Casino Resort Club Suite 45	There is no accessible height dining surface between 28" minimum and 34" maximum AFF. There is a high top rectangular table.	42" AFF	902.3			26- 743
327		There is no accessible height dining surface, between 28" minimum and 34" maximum AFF, with a view of the playing field. There are high counters at the windows.	42" AFF	902.2, 902.3	1122B.4	4.32.4	26- 740
328		At the sink, where the base cabinets have been configured to allow for a forward approach, barriers to a forward approach to the sink include: 1. Water supply lines are not fully insulated to protect against contact. 2. The space below the sink is not free from sharp or abrasive surfaces, there are sharp edges at the corners of the sink. 3. Stainless steel sink is not insulated to protect against contact.	See Photos	606.5	1117B.9.2	4.24.6	26- 743

Levi Stadium

Accessibility Survey - McBrayer Data

Item	Location	Description of Identified Barrier	As-Built	2010 ADAS	2010 CBC	1991 ADAAG	Photo
329		At the closet, the clothes rod, at 60" AFF, and shelf, at 64" AFF, are above the maximum accessible height of 48". There is a provision to reposition the clothes rod to an accessible height, however, there is no provision to reposition the shelf.	See Photos	308.3.1	1125B.3	4.25.3	
330	Black Oak Casino Resort Club Suite 46	There is no accessible height dining surface between 28" minimum and 34" maximum AFF. There is a high top rectangular table.	42" AFF	902.3			26- 729
331		There is no accessible height dining surface, between 28" minimum and 34" maximum AFF, with a view of the playing field. There are high counters at the windows.	42" AFF	902.2, 902.3	1122B.4	4.32.4	26- 731
332		At the sink, where the base cabinets have been configured to allow for a forward approach, barriers to a forward approach to the sink include: 1. Water supply lines are not fully insulated to protect against contact. 2. The space below the sink is not free from sharp or abrasive surfaces, there are sharp edges at the corners of the sink. 3. Stainless steel sink is not insulated to protect against contact.	See Photos	606.5	1117B.9.2	4.24.6	26- 730
333		At the closet, the clothes rod, at 60" AFF, and shelf, at 64" AFF, are above the maximum accessible height of 48". There is a provision to reposition the clothes rod to an accessible height, however, there is no provision to reposition the shelf.	See Photos	308.3.1	1125B.3	4.25.3	
334	Black Oak Casino Resort Club Suite 48	There is no accessible height dining surface between 28" minimum and 34" maximum AFF. There is a high top rectangular table.	42" AFF	902.3			26- 725
335		There is no accessible height dining surface, between 28" minimum and 34" maximum AFF, with a view of the playing field. There are high counters at the windows.	42" AFF	902.2, 902.3	1122B.4	4.32.4	26- 724

Levi Stadium

Accessibility Survey - McBrayer Data

Item	Location	Description of Identified Barrier	As-Built	2010 ADAS	2010 CBC	1991 ADAAG	Photo
336		At the sink, where the base cabinets have been configured to allow for a forward approach, barriers to a forward approach to the sink include: 1. Water supply lines are not fully insulated to protect against contact. 2. The space below the sink is not free from sharp or abrasive surfaces, there are sharp edges at the corners of the sink. 3. Stainless steel sink is not insulated to protect against contact.	See Photos	606.5	1117B.9.2	4.24.6	26- 726
337		At the closet, the clothes rod, at 60" AFF, and shelf, at 64" AFF, are above the maximum accessible height of 48". There is a provision to reposition the clothes rod to an accessible height, however, there is no provision to reposition the shelf.	See Photos	308.3.1	1125B.3	4.25.3	
338	Black Oak Casino Resort Club Suite 49	There is no accessible height dining surface between 28" minimum and 34" maximum AFF. There is a high top rectangular table.	42" AFF	902.3			26- 718
339		There is no accessible height dining surface, between 28" minimum and 34" maximum AFF, with a view of the playing field. There are high counters at the windows.	42" AFF	902.2, 902.3	1122B.4	4.32.4	26- 717
340		At the sink, where the base cabinets have been configured to allow for a forward approach, barriers to a forward approach to the sink include: 1. Water supply lines are not fully insulated to protect against contact. 2. The space below the sink is not free from sharp or abrasive surfaces, there are sharp edges at the corners of the sink. 3. Stainless steel sink is not insulated to protect against contact.	See Photos	606.5	1117B.9.2	4.24.6	26- 719
341		At the closet, the clothes rod, at 60" AFF, and shelf, at 64" AFF, are above the maximum accessible height of 48". There is a provision to reposition the clothes rod to an accessible height, however, there is no provision to reposition the shelf.	See Photos	308.3.1	1125B.3	4.25.3	

Levi Stadium

Accessibility Survey - McBrayer Data

Item	Location	Description of Identified Barrier	As-Built	2010 ADAS	2010 CBC	1991 ADAAG	Photo
342	Black Oak Casino Resort Club Suite 50	There is no accessible height dining surface between 28" minimum and 34" maximum AFF. There is a high top rectangular table.	42" AFF	902.3			26- 693
343		There is no accessible height dining surface, between 28" minimum and 34" maximum AFF, with a view of the playing field. There are high counters at the windows.	42" AFF	902.2, 902.3	1122B.4	4.32.4	26- 694
344		At the sink, where the base cabinets have been configured to allow for a forward approach, barriers to a forward approach to the sink include: 1. Water supply lines are not fully insulated to protect against contact. 2. The space below the sink is not free from sharp or abrasive surfaces, there are sharp edges at the corners of the sink. 3. Stainless steel sink is not insulated to protect against contact.	See Photos	606.5	1117B.9.2	4.24.6	26- 700
345		At the ice sink, where the base cabinets have been configured to allow for a forward approach, barriers to a forward approach to the ice sink include: 1. The drain line is not fully insulated. 2. The space below the ice sink is not free from sharp or abrasive surfaces, there are sharp edges at the corners of the ice sink and at the drain piping. 3. Stainless steel ice sink is not insulated to protect against contact.	See Photos	606.5	1117B.9.2	4.24.6	26- 700
346		At the closet, the clothes rod, at 60" AFF, and shelf, at 64" AFF, are above the maximum accessible height of 48". There is a provision to reposition the clothes rod to an accessible height, however, there is no provision to reposition the shelf.	See Photos	308.3.1	1125B.3	4.25.3	
347	Black Oak Casino Resort Club Southeast	Near Suite 34, the fire extinguisher cabinet does not have a door pull	See Photos	309.4			23- 265, 23- 266
348		Near Suite 27, the fire extinguisher cabinet does not have a door pull	See Photos	309.4			23- 269

Levi Stadium

Accessibility Survey - McBrayer Data

Item	Location	Description of Identified Barrier	As-Built	2010 ADAS	2010 CBC	1991 ADAAG	Photo
349		The AED cabinet adjacent to the exit door does not have an accessible operable part for the cabinet latch that can be operated with one hand and does not require tight grasping, pinching, or twisting of the wrist.	See Photos	309.4	1117B.6.4	4.27.4	23- 273, 23-275, 23- 276
350	Black Oak Casino Resort Club Northeast	Adjacent to the Men's restroom, the fire extinguisher cabinet does not have a door pull	See Photos	309.4	1117B.6.4	4.27.4	23- 400, 23-401
351		Adjacent to the Pantry door, the fire extinguisher cabinet does not have a door pull	See Photos	309.4	1117B.6.4	4.27.4	23- 388, 23-389
352		Adjacent to the north exit door, the fire extinguisher cabinet does not have a door pull	See Photos	309.4	1117B.6.4	4.27.4	23- 383
353		Adjacent to the north exit door, the AED cabinet does not have an accessible operable part for the cabinet latch that can be operated with one hand and does not require tight grasping, pinching, or twisting of the wrist.	See Photos	309.4	1117B.6.4	4.27.4	23- 383 23-385, 23- 386
354	Citrix Owners Club Suite 1	There is no accessible height dining surface between 28" minimum and 34" maximum AFF. There is a high top rectangular table.	42" AFF	902.3			26- 410
355		There is no accessible height dining surface, between 28" minimum and 34" maximum AFF, with a view of the playing field. There are high counters at the windows.	42" AFF	902.2, 902.3	1122B.4	4.32.4	26- 411
356		At the sink, where the base cabinets have been configured to allow for a forward approach, barriers to a forward approach to the sink include: 1. Water supply lines are not fully insulated to protect against contact. 2. The space below the sink is not free from sharp or abrasive surfaces, there are sharp edges at the corners of the sink. 3. Stainless steel sink is not insulated to protect against contact.	See Photos	606.5	1117B.9.2	4.24.6	26- 413

Levi Stadium

Accessibility Survey - McBrayer Data

Item	Location	Description of Identified Barrier	As-Built	2010 ADAS	2010 CBC	1991 ADAAG	Photo
357		At the ice sink, where the base cabinets have been configured to allow for a forward approach, barriers to a forward approach to the ice sink include: 1. The drain line is not fully insulated. 2. The space below the ice sink is not free from sharp or abrasive surfaces, there are sharp edges at the corners of the ice sink and at the drain piping. 3. Stainless steel ice sink is not insulated to protect against contact.	See Photos	606.5	1117B.9.2	4.24.6	26- 413
358		At the closet, the clothes rod, at 60" AFF, and shelf, at 64" AFF, are above the maximum accessible height of 48". There is a provision to reposition the clothes rod to an accessible height, however, there is no provision to reposition the shelf.	See Photos	308.3.1	1125B.3	4.25.3	
359		At the touch screen catering ordering station, the top of the screen is 50-1/2" AFF, higher than a 48" maximum high accessible reach range.	See Photos	308.3.1			26- 414
360	Citrix Owners Club Suite 2	There is no accessible height dining surface between 28" minimum and 34" maximum AFF. There is a high top rectangular table.	42" AFF	902.3			26- 403
361		There is no accessible height dining surface, between 28" minimum and 34" maximum AFF, with a view of the playing field. There are high counters at the windows.	42" AFF	902.2, 902.3	1122B.4	4.32.4	26- 404
362		At the sink, where the base cabinets have been configured to allow for a forward approach, barriers to a forward approach to the sink include: 1. Water supply lines are not fully insulated to protect against contact. 2. The space below the sink is not free from sharp or abrasive surfaces, there are sharp edges at the corners of the sink. 3. Stainless steel sink is not insulated to protect against contact.	See Photos	606.5	1117B.9.2	4.24.6	26- 404

Levi Stadium

Accessibility Survey - McBrayer Data

Item	Location	Description of Identified Barrier	As-Built	2010 ADAS	2010 CBC	1991 ADAAG	Photo
363		At the ice sink, where the base cabinets have been configured to allow for a forward approach, barriers to a forward approach to the ice sink include: 1. The drain line is not fully insulated. 2. The space below the ice sink is not free from sharp or abrasive surfaces, there are sharp edges at the corners of the ice sink and at the drain piping. 3. Stainless steel ice sink is not insulated to protect against contact.	See Photos	606.5,	1117B.9.2	4.24.6	26- 406
364		At the closet, the clothes rod, at 60" AFF, and shelf, at 64" AFF, are above the maximum accessible height of 48". There is a provision to reposition the clothes rod to an accessible height, however, there is no provision to reposition the shelf.	See Photos	308.3.1	1125B.3	4.25.3	
365		At the touch screen catering ordering station, the top of the screen is 50-1/2" AFF, higher than a 48" maximum high accessible reach range.	See Photos	308.3.1			26- 407
366	Citrix Owners Club Suite 3	There is no accessible height dining surface between 28" minimum and 34" maximum AFF. There is a high top rectangular table.	42" AFF	902.3			26- 396
367		There is no accessible height dining surface, between 28" minimum and 34" maximum AFF, with a view of the playing field. There are high counters at the windows.	42" AFF	902.2, 902.3	1122B.4	4.32.4	26- 397
368		At the sink, where the base cabinets have been configured to allow for a forward approach, barriers to a forward approach to the sink include: 1. Water supply lines are not fully insulated to protect against contact. 2. The space below the sink is not free from sharp or abrasive surfaces, there are sharp edges at the corners of the sink. 3. Stainless steel sink is not insulated to protect against contact.	See Photos	606.5	1117B.9.2	4.24.6	26- 399

Levi Stadium

Accessibility Survey - McBrayer Data

Item	Location	Description of Identified Barrier	As-Built	2010 ADAS	2010 CBC	1991 ADAAG	Photo
369		At the ice sink, where the base cabinets have been configured to allow for a forward approach, barriers to a forward approach to the ice sink include: 1. The drain line is not fully insulated. 2. The space below the ice sink is not free from sharp or abrasive surfaces, there are sharp edges at the corners of the ice sink and at the drain piping. 3. Stainless steel ice sink is not insulated to protect against contact.	See Photos	606.5	1117B.9.2	4.24.6	26- 399
370		At the closet, the clothes rod, at 60" AFF, and shelf, at 64" AFF, are above the maximum accessible height of 48". There is a provision to reposition the clothes rod to an accessible height, however, there is no provision to reposition the shelf.	See Photos	308.3.1	1125B.3	4.25.3	
371		At the touch screen catering ordering station, the top of the screen is 50-1/2" AFF, higher than a 48" maximum high accessible reach range.	See Photos	308.3.1			26- 400
372	Citrix Owners Club Suite 4	There is no accessible height dining surface between 28" minimum and 34" maximum AFF. There is a high top rectangular table.	42" AFF	902.3			26- 383
373		There is no accessible height dining surface, between 28" minimum and 34" maximum AFF, with a view of the playing field. There are high counters at the windows.	42" AFF	902.2, 902.3	1122B.4	4.32.4	26- 384
374		At the sink, where the base cabinets have been configured to allow for a forward approach, barriers to a forward approach to the sink include: 1. Water supply lines are not fully insulated to protect against contact. 2. The space below the sink is not free from sharp or abrasive surfaces, there are sharp edges at the corners of the sink. 3. Stainless steel sink is not insulated to protect against contact.	See Photos	606.5	1117B.9.2	4.24.6	26- 386



Levi Stadium

Accessibility Survey - McBrayer Data

Item	Location	Description of Identified Barrier	As-Built	2010 ADAS	2010 CBC	1991 ADAAG	Photo
375		At the ice sink, where the base cabinets have been configured to allow for a forward approach, barriers to a forward approach to the ice sink include: 1. The drain line is not fully insulated. 2. The space below the ice sink is not free from sharp or abrasive surfaces, there are sharp edges at the corners of the ice sink and at the drain piping. 3. Stainless steel ice sink is not insulated to protect against contact.	See Photos	606.5	1117B.9.2	4.24.6	26- 386
376		At the closet, the clothes rod, at 60" AFF, and shelf, at 64" AFF, are above the maximum accessible height of 48". There is a provision to reposition the clothes rod to an accessible height, however, there is no provision to reposition the shelf.	See Photos	308.3.1	1125B.3	4.25.3	26- 386
377		At the touch screen catering ordering station, the top of the screen is 50-1/2" AFF, higher than a 48" maximum high accessible reach range.	See Photos	308.3.1			26- 387
378	Citrix Owners Club Suite 5	There is no accessible height dining surface between 28" minimum and 34" maximum AFF. There is a high top rectangular table.	42" AFF	902.3			26- 376
379		There is no accessible height dining surface, between 28" minimum and 34" maximum AFF, with a view of the playing field. There are high counters at the windows.	42" AFF	902.2, 902.3	1122B.4	4.32.4	26- 377
380		At the sink, where the base cabinets have been configured to allow for a forward approach, barriers to a forward approach to the sink include: 1. Water supply lines are not fully insulated to protect against contact. 2. The space below the sink is not free from sharp or abrasive surfaces, there are sharp edges at the corners of the sink. 3. Stainless steel sink is not insulated to protect against contact.	See Photos	606.5	1117B.9.2	4.24.6	26- 379

Levi Stadium

Accessibility Survey - McBrayer Data

Item	Location	Description of Identified Barrier	As-Built	2010 ADAS	2010 CBC	1991 ADAAG	Photo
381		At the ice sink, where the base cabinets have been configured to allow for a forward approach, barriers to a forward approach to the ice sink include: 1. The drain line is not fully insulated. 2. The space below the ice sink is not free from sharp or abrasive surfaces, there are sharp edges at the corners of the ice sink and at the drain piping. 3. Stainless steel ice sink is not insulated to protect against contact.	See Photos	606.5	1117B.9.2	4.24.6	36- 379
382		At the closet, the clothes rod, at 60" AFF, and shelf, at 64" AFF, are above the maximum accessible height of 48". There is a provision to reposition the clothes rod to an accessible height, however, there is no provision to reposition the shelf.	See Photos	308.3.1	1125B.3	4.25.3	
383		At the touch screen catering ordering station, the top of the screen is 50-1/2" AFF, higher than a 48" maximum high accessible reach range.	See Photos	308.3.1			36- 380
384	Citrix Owners Club Suite 6	There is no accessible height dining surface between 28" minimum and 34" maximum AFF. There is a high top rectangular table.	42" AFF	902.3			26- 369
385		There is no accessible height dining surface, between 28" minimum and 34" maximum AFF, with a view of the playing field. There are high counters at the windows.	42" AFF	902.2, 902.3	1122B.4	4.32.4	26- 370
386		At the sink, where the base cabinets have been configured to allow for a forward approach, barriers to a forward approach to the sink include: 1. Water supply lines are not fully insulated to protect against contact. 2. The space below the sink is not free from sharp or abrasive surfaces, there are sharp edges at the corners of the sink. 3. Stainless steel sink is not insulated to protect against contact.	See Photos	606.5	1117B.9.2	4.24.6	26-372

Levi Stadium

Accessibility Survey - McBrayer Data

Item	Location	Description of Identified Barrier	As-Built	2010 ADAS	2010 CBC	1991 ADAAG	Photo
387		At the ice sink, where the base cabinets have been configured to allow for a forward approach, barriers to a forward approach to the ice sink include: 1. The drain line is not fully insulated. 2. The space below the ice sink is not free from sharp or abrasive surfaces, there are sharp edges at the corners of the ice sink and at the drain piping. 3. Stainless steel ice sink is not insulated to protect against contact.	See Photos	606.5	1117B.9.2	4.24.6	26-372
388		At the closet, the clothes rod, at 60" AFF, and shelf, at 64" AFF, are above the maximum accessible height of 48". There is a provision to reposition the clothes rod to an accessible height, however, there is no provision to reposition the shelf.	See Photos	308.3.1	1125B.3	4.25.3	
389		At the touch screen catering ordering station, the top of the screen is 50-1/2" AFF, higher than a 48" maximum high accessible reach range.	See Photos	308.3.1			26- 373
390	Citrix Owners Club Suite 7	There is no accessible height dining surface between 28" minimum and 34" maximum AFF. There is a high top rectangular table.	42" AFF	902.3			26- 362
391		There is no accessible height dining surface, between 28" minimum and 34" maximum AFF, with a view of the playing field. There are high counters at the windows.	42" AFF	902.2, 902.3	1122B.4	4.32.4	26- 363
392		At the sink, where the base cabinets have been configured to allow for a forward approach, barriers to a forward approach to the sink include: 1. Water supply lines are not fully insulated to protect against contact. 2. The space below the sink is not free from sharp or abrasive surfaces, there are sharp edges at the corners of the sink. 3. Stainless steel sink is not insulated to protect against contact.	See Photos	606.5	1117B.9.2	4.24.6	26- 365

Levi Stadium

Accessibility Survey - McBrayer Data

Item	Location	Description of Identified Barrier	As-Built	2010 ADAS	2010 CBC	1991 ADAAG	Photo
393		At the ice sink, where the base cabinets have been configured to allow for a forward approach, barriers to a forward approach to the ice sink include: 1. The drain line is not fully insulated. 2. The space below the ice sink is not free from sharp or abrasive surfaces, there are sharp edges at the corners of the ice sink and at the drain piping. 3. Stainless steel ice sink is not insulated to protect against contact.	See Photos	606.5	1117B.9.2	4.24.6	26- 365
394		At the closet, the clothes rod, at 60" AFF, and shelf, at 64" AFF, are above the maximum accessible height of 48". There is a provision to reposition the clothes rod to an accessible height, however, there is no provision to reposition the shelf.	See Photos	308.3.1	1125B.3	4.25.3	
395		At the touch screen catering ordering station, the top of the screen is 50-1/2" AFF, higher than a 48" maximum high accessible reach range.	See Photos	308.3.1			26- 366
396	Citrix Owners Club Suite 8	There is no accessible height dining surface between 28" minimum and 34" maximum AFF. There is a high top rectangular table.	42" AFF	902.3			26- 355
397		There is no accessible height dining surface, between 28" minimum and 34" maximum AFF, with a view of the playing field. There are high counters at the windows.	42" AFF	902.2, 902.3	1122B.4	4.32.4	26- 356
398		At the sink, where the base cabinets have been configured to allow for a forward approach, barriers to a forward approach to the sink include: 1. Water supply lines are not fully insulated to protect against contact. 2. The space below the sink is not free from sharp or abrasive surfaces, there are sharp edges at the corners of the sink. 3. Stainless steel sink is not insulated to protect against contact.	See Photos	606.5	1117B.9.2	4.24.6	26- 358

Levi Stadium

Accessibility Survey - McBrayer Data

Item	Location	Description of Identified Barrier	As-Built	2010 ADAS	2010 CBC	1991 ADAAG	Photo
399		At the ice sink, where the base cabinets have been configured to allow for a forward approach, barriers to a forward approach to the ice sink include: 1. The drain line is not fully insulated. 2. The space below the ice sink is not free from sharp or abrasive surfaces, there are sharp edges at the corners of the ice sink and at the drain piping. 3. Stainless steel ice sink is not insulated to protect against contact.	See Photos	606.5	1117B.9.2	4.24.6	26- 358
400		At the closet, the clothes rod, at 60" AFF, and shelf, at 64" AFF, are above the maximum accessible height of 48". There is a provision to reposition the clothes rod to an accessible height, however, there is no provision to reposition the shelf.	See Photos	308.3.1	1125B.3	4.25.3	26- 358
401		At the touch screen catering ordering station, the top of the screen is 50-1/2" AFF, higher than a 48" maximum high accessible reach range.	See Photos	308.3.1			26- 359
402	Citrix Owners Club Suite 9	There is no accessible height dining surface between 28" minimum and 34" maximum AFF. There is a high top rectangular table.	42" AFF	902.3			26- 348
403		There is no accessible height dining surface, between 28" minimum and 34" maximum AFF, with a view of the playing field. There are high counters at the windows.	42" AFF	902.2, 902.3	1122B.4	4.32.4	26- 349
404		At the sink, where the base cabinets have been configured to allow for a forward approach, barriers to a forward approach to the sink include: 1. Water supply lines are not fully insulated to protect against contact. 2. The space below the sink is not free from sharp or abrasive surfaces, there are sharp edges at the corners of the sink. 3. Stainless steel sink is not insulated to protect against contact.	See Photos	606.5	1117B.9.2	4.24.6	26- 351

Levi Stadium

Accessibility Survey - McBrayer Data

Item	Location	Description of Identified Barrier	As-Built	2010 ADAS	2010 CBC	1991 ADAAG	Photo
405		At the ice sink, where the base cabinets have been configured to allow for a forward approach, barriers to a forward approach to the ice sink include: 1. The drain line is not fully insulated. 2. The space below the ice sink is not free from sharp or abrasive surfaces, there are sharp edges at the corners of the ice sink and at the drain piping. 3. Stainless steel ice sink is not insulated to protect against contact.	See Photos	606.5	1117B.9.2	4.24.6	26- 351
406		At the closet, the clothes rod, at 60" AFF, and shelf, at 64" AFF, are above the maximum accessible height of 48". There is a provision to reposition the clothes rod to an accessible height, however, there is no provision to reposition the shelf.	See Photos	308.3.1	1125B.3	4.25.3	
407		At the touch screen catering ordering station, the top of the screen is 50-1/2" AFF, higher than a 48" maximum high accessible reach range.	See Photos	308.3.1			26- 352
408	Citrix Owners Club Suite 10	There is no accessible height dining surface between 28" minimum and 34" maximum AFF. There is a high top rectangular table.	42" AFF	902.3			26- 340
409		There is no accessible height dining surface, between 28" minimum and 34" maximum AFF, with a view of the playing field. There are high counters at the windows.	42" AFF	902.2, 902.3	1122B.4	4.32.4	26- 341
410		At the sink, where the base cabinets have been configured to allow for a forward approach, barriers to a forward approach to the sink include: 1. Water supply lines are not fully insulated to protect against contact. 2. The space below the sink is not free from sharp or abrasive surfaces, there are sharp edges at the corners of the sink. 3. Stainless steel sink is not insulated to protect against contact.	See Photos	606.5	1117B.9.2	4.24.6	26- 344

Levi Stadium

Accessibility Survey - McBrayer Data

Item	Location	Description of Identified Barrier	As-Built	2010 ADAS	2010 CBC	1991 ADAAG	Photo
411		At the ice sink, where the base cabinets have been configured to allow for a forward approach, barriers to a forward approach to the ice sink include: 1. The drain line is not fully insulated. 2. The space below the ice sink is not free from sharp or abrasive surfaces, there are sharp edges at the corners of the ice sink and at the drain piping. 3. Stainless steel ice sink is not insulated to protect against contact.	See Photos	606.5	1117B.9.2	4.24.6	26- 344
412		At the closet, the clothes rod, at 60" AFF, and shelf, at 64" AFF, are above the maximum accessible height of 48". There is a provision to reposition the clothes rod to an accessible height, however, there is no provision to reposition the shelf.	See Photos	308.3.1	1125B.3	4.25.3	
413		At the touch screen catering ordering station, the top of the screen is 50-1/2" AFF, higher than a 48" maximum high accessible reach range.	See Photos	308.3.1			26- 345
414	Citrix Owners Club Suite 11	There is no accessible height dining surface between 28" minimum and 34" maximum AFF. There is a high top rectangular table.	42" AFF	902.3			26- 332
415		There is no accessible height dining surface, between 28" minimum and 34" maximum AFF, with a view of the playing field. There are high counters at the windows.	42" AFF	902.2, 902.3	1122B.4	4.32.4	26- 333
416		At the sink, where the base cabinets have been configured to allow for a forward approach, barriers to a forward approach to the sink include: 1. Water supply lines are not fully insulated to protect against contact. 2. The space below the sink is not free from sharp or abrasive surfaces, there are sharp edges at the corners of the sink. 3. Stainless steel sink is not insulated to protect against contact.	See Photos	606.5	1117B.9.2	4.24.6	26- 335, 26- 336

Levi Stadium

Accessibility Survey - McBrayer Data

Item	Location	Description of Identified Barrier	As-Built	2010 ADAS	2010 CBC	1991 ADAAG	Photo
417		At the ice sink, where the base cabinets have been configured to allow for a forward approach, barriers to a forward approach to the ice sink include: 1. The drain line is not fully insulated. 2. The space below the ice sink is not free from sharp or abrasive surfaces, there are sharp edges at the corners of the ice sink and at the drain piping. 3. Stainless steel ice sink is not insulated to protect against contact.	See Photos	606.5	1117B.9.2	4.24.6	26- 335, 26-336
418		At the closet, the clothes rod, at 60" AFF, and shelf, at 64" AFF, are above the maximum accessible height of 48". There is a provision to reposition the clothes rod to an accessible height, however, there is no provision to reposition the shelf.	See Photos	308.3.1	1125B.3	4.25.3	
419		At the touch screen catering ordering station, the top of the screen is 50-1/2" AFF, higher than a 48" maximum high accessible reach range.	See Photos	308.3.1			26- 337
420	Citrix Owners Club Suite 12	There is no accessible height dining surface between 28" minimum and 34" maximum AFF. There is a high top rectangular table.	42" AFF	902.3			26- 324
421		There is no accessible height dining surface, between 28" minimum and 34" maximum AFF, with a view of the playing field. There are high counters at the windows.	42" AFF	902.2, 902.3	1122B.4	4.32.4	26- 325
422		At the sink, where the base cabinets have been configured to allow for a forward approach, barriers to a forward approach to the sink include: 1. Water supply lines are not fully insulated to protect against contact. 2. The space below the sink is not free from sharp or abrasive surfaces, there are sharp edges at the corners of the sink. 3. Stainless steel sink is not insulated to protect against contact.	See Photos	606.5	1117B.9.2	4.24.6	26- 327



Levi Stadium

Accessibility Survey - McBrayer Data

Item	Location	Description of Identified Barrier	As-Built	2010 ADAS	2010 CBC	1991 ADAAG	Photo
423		At the ice sink, where the base cabinets have been configured to allow for a forward approach, barriers to a forward approach to the ice sink include: 1. The drain line is not fully insulated. 2. The space below the ice sink is not free from sharp or abrasive surfaces, there are sharp edges at the corners of the ice sink and at the drain piping. 3. Stainless steel ice sink is not insulated to protect against contact.	See Photos	606.5	1117B.9.2	4.24.6	26- 327
424		At the closet, the clothes rod, at 60" AFF, and shelf, at 64" AFF, are above the maximum accessible height of 48". There is a provision to reposition the clothes rod to an accessible height, however, there is no provision to reposition the shelf.	See Photos	308.3.1	1125B.3	4.25.3	
425		At the touch screen catering ordering station, the top of the screen is 50-1/2" AFF, higher than a 48" maximum high accessible reach range.	See Photos	308.3.1			26- 328
426	Citrix Owners Club Suite 13	There is no accessible height dining surface between 28" minimum and 34" maximum AFF. There is a high top rectangular table.	42" AFF	902.3			26- 316
427		There is no accessible height dining surface, between 28" minimum and 34" maximum AFF, with a view of the playing field. There are high counters at the windows.	42" AFF	902.2, 902.3	1122B.4	4.32.4	26-317
428		At the sink, where the base cabinets have been configured to allow for a forward approach, barriers to a forward approach to the sink include: 1. Water supply lines are not fully insulated to protect against contact. 2. The space below the sink is not free from sharp or abrasive surfaces, there are sharp edges at the corners of the sink. 3. Stainless steel sink is not insulated to protect against contact.	See Photos	606.5	1117B.9.2	4.24.6	26-318, 26-321

Levi Stadium

Accessibility Survey - McBrayer Data

Item	Location	Description of Identified Barrier	As-Built	2010 ADAS	2010 CBC	1991 ADAAG	Photo
429		At the ice sink, where the base cabinets have been configured to allow for a forward approach, barriers to a forward approach to the ice sink include: 1. The drain line is not fully insulated. 2. The space below the ice sink is not free from sharp or abrasive surfaces, there are sharp edges at the corners of the ice sink and at the drain piping. 3. Stainless steel ice sink is not insulated to protect against contact.	See Photos	606.5	1117B.9.2	4.24.6	26-318, 26-321
430		At the closet, the clothes rod, at 60" AFF, and shelf, at 64" AFF, are above the maximum accessible height of 48". There is a provision to reposition the clothes rod to an accessible height, however, there is no provision to reposition the shelf.	See Photos	308.3.1	1125B.3	4.25.3	
431		At the touch screen catering ordering station, the top of the screen is 50-1/2" AFF, higher than a 48" maximum high accessible reach range.	See Photos	308.3.1			
432	Citrix Owners Club Suite 14	There is no accessible height dining surface between 28" minimum and 34" maximum AFF. There is a high top rectangular table.	42" AFF	902.3			26- 303
433		There is no accessible height dining surface, between 28" minimum and 34" maximum AFF, with a view of the playing field. There are high counters at the windows.	42" AFF	902.2, 902.3	1122B.4	4.32.4	26- 305
434		At the sink, where the base cabinets have been configured to allow for a forward approach, barriers to a forward approach to the sink include: 1. Water supply lines are not fully insulated to protect against contact. 2. The space below the sink is not free from sharp or abrasive surfaces, there are sharp edges at the corners of the sink. 3. Stainless steel sink is not insulated to protect against contact.	See Photos	606.5	1117B.9.2	4.24.6	26- 307

Levi Stadium

Accessibility Survey - McBrayer Data

Item	Location	Description of Identified Barrier	As-Built	2010 ADAS	2010 CBC	1991 ADAAG	Photo
435		At the ice sink, where the base cabinets have been configured to allow for a forward approach, barriers to a forward approach to the ice sink include: 1. The drain line is not fully insulated. 2. The space below the ice sink is not free from sharp or abrasive surfaces, there are sharp edges at the corners of the ice sink and at the drain piping. 3. Stainless steel ice sink is not insulated to protect against contact.	See Photos	606.5	1117B.9.2	4.24.6	26- 307
436		At the closet, the clothes rod, at 60" AFF, and shelf, at 64" AFF, are above the maximum accessible height of 48". There is a provision to reposition the clothes rod to an accessible height, however, there is no provision to reposition the shelf.	See Photos	308.3.1	1125B.3	4.25.3	
437		At the touch screen catering ordering station, the top of the screen is 50-1/2" AFF, higher than a 48" maximum high accessible reach range.	See Photos	308.3.1			26- 313
438	Citrix Owners Club Suite 15	There is no accessible height dining surface between 28" minimum and 34" maximum AFF. There is a high top rectangular table.	42" AFF	902.3			26-296
439		There is no accessible height dining surface, between 28" minimum and 34" maximum AFF, with a view of the playing field. There are high counters at the windows.	42" AFF	902.2, 902.3	1122B.4	4.32.4	26- 297
440		At the sink, where the base cabinets have been configured to allow for a forward approach, barriers to a forward approach to the sink include: 1. Water supply lines are not fully insulated to protect against contact. 2. The space below the sink is not free from sharp or abrasive surfaces, there are sharp edges at the corners of the sink. 3. Stainless steel sink is not insulated to protect against contact.	See Photos	606.5	1117B.9.2	4.24.6	26- 299

Levi Stadium

Accessibility Survey - McBrayer Data

Item	Location	Description of Identified Barrier	As-Built	2010 ADAS	2010 CBC	1991 ADAAG	Photo
441		At the ice sink, where the base cabinets have been configured to allow for a forward approach, barriers to a forward approach to the ice sink include: 1. The drain line is not fully insulated. 2. The space below the ice sink is not free from sharp or abrasive surfaces, there are sharp edges at the corners of the ice sink and at the drain piping. 3. Stainless steel ice sink is not insulated to protect against contact.	See Photos	606.5	1117B.9.2	4.24.6	26- 299
442		At the closet, the clothes rod, at 60" AFF, and shelf, at 64" AFF, are above the maximum accessible height of 48". There is a provision to reposition the clothes rod to an accessible height, however, there is no provision to reposition the shelf.	See Photos	308.3.1	1125B.3	4.25.3	
443		At the touch screen catering ordering station, the top of the screen is 50-1/2" AFF, higher than a 48" maximum high accessible reach range.	See Photos	308.3.1			26- 300
444	Citrix Owners Club Suite 16	There is no accessible height dining surface between 28" minimum and 34" maximum AFF. There is a high top rectangular table.	42" AFF	902.3			26- 290
445		There is no accessible height dining surface, between 28" minimum and 34" maximum AFF, with a view of the playing field. There are high counters at the windows.	42" AFF	902.2, 902.3	1122B.4	4.32.4	26- 291
446		At the sink, where the base cabinets have been configured to allow for a forward approach, barriers to a forward approach to the sink include: 1. Water supply lines are not fully insulated to protect against contact. 2. The space below the sink is not free from sharp or abrasive surfaces, there are sharp edges at the corners of the sink. 3. Stainless steel sink is not insulated to protect against contact.	See Photos	606.5	1117B.9.2	4.24.6	26- 293

Levi Stadium

Accessibility Survey - McBrayer Data

Item	Location	Description of Identified Barrier	As-Built	2010 ADAS	2010 CBC	1991 ADAAG	Photo
447		At the ice sink, where the base cabinets have been configured to allow for a forward approach, barriers to a forward approach to the ice sink include: 1. The drain line is not fully insulated. 2. The space below the ice sink is not free from sharp or abrasive surfaces, there are sharp edges at the corners of the ice sink and at the drain piping. 3. Stainless steel ice sink is not insulated to protect against contact.	See Photos	606.5	1117B.9.2	4.24.6	26- 293
448		At the closet, the clothes rod, at 60" AFF, and shelf, at 64" AFF, are above the maximum accessible height of 48". There is a provision to reposition the clothes rod to an accessible height, however, there is no provision to reposition the shelf.	See Photos	308.3.1	1125B.3	4.25.3	
449		At the touch screen catering ordering station, the top of the screen is 50-1/2" AFF, higher than a 48" maximum high accessible reach range.	See Photos	308.3.1			26- 290
450	Citrix Owners Club Suite 17	There is no accessible height dining surface between 28" minimum and 34" maximum AFF. There is a high top rectangular table.	42" AFF	902.3			26- 279
451		There is no accessible height dining surface, between 28" minimum and 34" maximum AFF, with a view of the playing field. There are high counters at the windows.	42" AFF	902.2, 902.3	1122B.4	4.32.4	26- 280
452		At the sink, where the base cabinets have been configured to allow for a forward approach, barriers to a forward approach to the sink include: 1. Water supply lines are not fully insulated to protect against contact. 2. The space below the sink is not free from sharp or abrasive surfaces, there are sharp edges at the corners of the sink. 3. Stainless steel sink is not insulated to protect against contact.	See Photos	606.5	1117B.9.2	4.24.6	26- 282

Levi Stadium

Accessibility Survey - McBrayer Data

Item	Location	Description of Identified Barrier	As-Built	2010 ADAS	2010 CBC	1991 ADAAG	Photo
453		At the ice sink, where the base cabinets have been configured to allow for a forward approach, barriers to a forward approach to the ice sink include: 1. The drain line is not fully insulated. 2. The space below the ice sink is not free from sharp or abrasive surfaces, there are sharp edges at the corners of the ice sink and at the drain piping. 3. Stainless steel ice sink is not insulated to protect against contact.	See Photos	606.5	1117B.9.2	4.24.6	26- 282
454		At the closet, the clothes rod, at 60" AFF, and shelf, at 64" AFF, are above the maximum accessible height of 48". There is a provision to reposition the clothes rod to an accessible height, however, there is no provision to reposition the shelf.	See Photos	308.3.1	1125B.3	4.25.3	
455		At the touch screen catering ordering station, the top of the screen is 50-1/2" AFF, higher than a 48" maximum high accessible reach range.	See Photos	308.3.1			26- 287
456	Citrix Owners Club Suite 18	There is no accessible height dining surface between 28" minimum and 34" maximum AFF. There is a high top rectangular table.	42" AFF	902.3			26- 268
457		There is no accessible height dining surface, between 28" minimum and 34" maximum AFF, with a view of the playing field. There are high counters at the windows.	42" AFF	902.2, 902.3	1122B.4	4.32.4	26- 270
458		At the sink, where the base cabinets have been configured to allow for a forward approach, barriers to a forward approach to the sink include: 1. Water supply lines are not fully insulated to protect against contact. 2. The space below the sink is not free from sharp or abrasive surfaces, there are sharp edges at the corners of the sink. 3. Stainless steel sink is not insulated to protect against contact.	See Photos	606.5	1117B.9.2	4.24.6	26- 272, 26- 273

Levi Stadium

Accessibility Survey - McBrayer Data

Item	Location	Description of Identified Barrier	As-Built	2010 ADAS	2010 CBC	1991 ADAAG	Photo
459		At the ice sink, where the base cabinets have been configured to allow for a forward approach, barriers to a forward approach to the ice sink include: 1. The drain line is not fully insulated. 2. The space below the ice sink is not free from sharp or abrasive surfaces, there are sharp edges at the corners of the ice sink and at the drain piping. 3. Stainless steel ice sink is not insulated to protect against contact.	See Photos	606.5	1117B.9.2	4.24.6	26- 272, 26-273
460		At the closet, the clothes rod, at 60" AFF, and shelf, at 64" AFF, are above the maximum accessible height of 48". There is a provision to reposition the clothes rod to an accessible height, however, there is no provision to reposition the shelf.	See Photos	308.3.1	1125B.3	4.25.3	
461		At the touch screen catering ordering station, the top of the screen is 50-1/2" AFF, higher than a 48" maximum high accessible reach range.	See Photos	308.3.1			26- 276
462	Citrix Owners Club Suite 19	There is no accessible height dining surface between 28" minimum and 34" maximum AFF. There is a high top rectangular table.	42" AFF	902.3			26- 250
463		There is no accessible height dining surface, between 28" minimum and 34" maximum AFF, with a view of the playing field. There are high counters at the windows.	42" AFF	902.2, 902.3	1122B.4	4.32.4	26- 251
464		At the sink, where the base cabinets have been configured to allow for a forward approach, barriers to a forward approach to the sink include: 1. Water supply lines are not fully insulated to protect against contact. 2. The space below the sink is not free from sharp or abrasive surfaces, there are sharp edges at the corners of the sink. 3. Stainless steel sink is not insulated to protect against contact.	See Photos	606.5	1117B.9.2	4.24.6	26- 254

Levi Stadium

Accessibility Survey - McBrayer Data

Item	Location	Description of Identified Barrier	As-Built	2010 ADAS	2010 CBC	1991 ADAAG	Photo
465		At the ice sink, where the base cabinets have been configured to allow for a forward approach, barriers to a forward approach to the ice sink include: 1. The drain line is not fully insulated. 2. The space below the ice sink is not free from sharp or abrasive surfaces, there are sharp edges at the corners of the ice sink and at the drain piping. 3. Stainless steel ice sink is not insulated to protect against contact.	See Photos	606.5	1117B.9.2	4.24.6	26- 254
466		At the closet, the clothes rod, at 60" AFF, and shelf, at 64" AFF, are above the maximum accessible height of 48". There is a provision to reposition the clothes rod to an accessible height, however, there is no provision to reposition the shelf.	See Photos	308.3.1	1125B.3	4.25.3	26- 253
467		At the touch screen catering ordering station, the top of the screen is 50-1/2" AFF, higher than a 48" maximum high accessible reach range.	See Photos	308.3.1			26- 262, 26- 263
468	Citrix Owners Club Suite 20	There is no accessible height dining surface between 28" minimum and 34" maximum AFF. There is a high top rectangular table.	42" AFF	902.3			26- 242
469	Citrix Owners Club Suite 20	There is no accessible height dining surface, between 28" minimum and 34" maximum AFF, with a view of the playing field. There are high counters at the windows.	42" AFF	902.2, 902.3	1122B.4	4.32.4	26- 242
470		At the sink, where the base cabinets have been configured to allow for a forward approach, barriers to a forward approach to the sink include: 1. Water supply lines are not fully insulated to protect against contact. 2. The space below the sink is not free from sharp or abrasive surfaces, there are sharp edges at the corners of the sink. 3. Stainless steel sink is not insulated to protect against contact.	See Photos	606.5	1117B.9.2	4.24.6	26- 246



Levi Stadium

Accessibility Survey - McBrayer Data

Item	Location	Description of Identified Barrier	As-Built	2010 ADAS	2010 CBC	1991 ADAAG	Photo
471		At the ice sink, where the base cabinets have been configured to allow for a forward approach, barriers to a forward approach to the ice sink include: 1. The drain line is not fully insulated. 2. The space below the ice sink is not free from sharp or abrasive surfaces, there are sharp edges at the corners of the ice sink and at the drain piping. 3. Stainless steel ice sink is not insulated to protect against contact.	See Photos	606.5	1117B.9.2	4.24.6	26- 246
472		At the closet, the clothes rod, at 60" AFF, and shelf, at 64" AFF, are above the maximum accessible height of 48". There is a provision to reposition the clothes rod to an accessible height, however, there is no provision to reposition the shelf.	See Photos	308.3.1	1125B.3	4.25.3	26- 246
473		At the touch screen catering ordering station, the top of the screen is 50-1/2" AFF, higher than a 48" maximum high accessible reach range.	See Photos	308.3.1			26- 247
474	Citrix Owners Club Suite 21	There is no accessible height dining surface between 28" minimum and 34" maximum AFF. There is a high top rectangular table.	42" AFF	902.3			26- 232
475		There is no accessible height dining surface, between 28" minimum and 34" maximum AFF, with a view of the playing field. There are high counters at the windows.	42" AFF	902.2, 902.3	1122B.4	4.32.4	26- 230
476		At the sink, where the base cabinets have been configured to allow for a forward approach, barriers to a forward approach to the sink include: 1. Water supply lines are not fully insulated to protect against contact. 2. The space below the sink is not free from sharp or abrasive surfaces, there are sharp edges at the corners of the sink. 3. Stainless steel sink is not insulated to protect against contact.	See Photos	606.5	1117B.9.2	4.24.6	26- 233

Levi Stadium

Accessibility Survey - McBrayer Data

Item	Location	Description of Identified Barrier	As-Built	2010 ADAS	2010 CBC	1991 ADAAG	Photo
477		At the ice sink, where the base cabinets have been configured to allow for a forward approach, barriers to a forward approach to the ice sink include: 1. The drain line is not fully insulated. 2. The space below the ice sink is not free from sharp or abrasive surfaces, there are sharp edges at the corners of the ice sink and at the drain piping. 3. Stainless steel ice sink is not insulated to protect against contact.	See Photos	606.5	1117B.9.2	4.24.6	26- 233
478		At the closet, the clothes rod, at 60" AFF, and shelf, at 64" AFF, are above the maximum accessible height of 48". There is a provision to reposition the clothes rod to an accessible height, however, there is no provision to reposition the shelf.	See Photos	308.3.1	1125B.3	4.25.3	26- 232
479		At the touch screen catering ordering station, the top of the screen is 50-1/2" AFF, higher than a 48" maximum high accessible reach range.	See Photos	308.3.1			26- 230
480	Citrix Owners Club Suite 22	There is no accessible height dining surface between 28" minimum and 34" maximum AFF. There is a high top rectangular table.	42" AFF	902.3			26- 201
481		There is no accessible height dining surface, between 28" minimum and 34" maximum AFF, with a view of the playing field. There are high counters at the windows.	42" AFF	902.2, 902.3	1122B.4	4.32.4	26- 201
482		At the sink, where the base cabinets have been configured to allow for a forward approach, barriers to a forward approach to the sink include: 1. Water supply lines are not fully insulated to protect against contact. 2. The space below the sink is not free from sharp or abrasive surfaces, there are sharp edges at the corners of the sink. 3. Stainless steel sink is not insulated to protect against contact.	See Photos	606.5	1117B.9.2	4.24.6	26- 211

Levi Stadium

Accessibility Survey - McBrayer Data

Item	Location	Description of Identified Barrier	As-Built	2010 ADAS	2010 CBC	1991 ADAAG	Photo
483		At the ice sink, where the base cabinets have been configured to allow for a forward approach, barriers to a forward approach to the ice sink include: 1. The drain line is not fully insulated. 2. The space below the ice sink is not free from sharp or abrasive surfaces, there are sharp edges at the corners of the ice sink and at the drain piping. 3. Stainless steel ice sink is not insulated to protect against contact.	See Photos	606.5	1117B.9.2	4.24.6	26- 211
484		At the closet, the clothes rod, at 60" AFF, and shelf, at 64" AFF, are above the maximum accessible height of 48". There is a provision to reposition the clothes rod to an accessible height, however, there is no provision to reposition the shelf.	See Photos	308.3.1	1125B.3	4.25.3	26- 205
485		At the touch screen catering ordering station, the top of the screen is 50-1/2" AFF, higher than a 48" maximum high accessible reach range.	See Photos	308.3.1			26 - 220
486	Citrix Owners Club	Adjacent to the south exit door, the fire extinguisher cabinet does not have a door pull	See Photos	309.4	1117B.6.4	4.27.4	23- 328, 23- 329
487		At the service counter at the south end of the service area, at the 34" high accessible height portion of the counter top, the portion that that extends the same depth as the counter top is 34-1/2" long, less than the 36" minimum length the same depth as the countertop required for parallel approach. Art work on the countertop further reduces the length of the counter to 20".	See Photos	904.4.1			23- 341, 23- 346, 23- 348 23- 349
488		At the service counter at the north end of the service area, at the 34" high accessible height portion of the counter top, the portion that that extends the same depth as the counter top is 33-1/2" long, less than the 36" minimum length the same depth as the countertop required for parallel approach. Art work on the countertop further reduces the length of the counter to 18-1/2".	See Photos	904.4.1			23- 353, 23- 356, 23- 357, 23- 358, 23- 359
489	<b>600 Level</b>						

Levi Stadium

Accessibility Survey - McBrayer Data

Item	Location	Description of Identified Barrier	As-Built	2010 ADAS	2010 CBC	1991 ADAAG	Photo
490	SAP Tower Suite 601	There is no accessible height dining surface, between 28" minimum and 34" maximum AFF, with a view of the playing field. There are high counters at the windows.	42" AFF	902.2, 902.3	1122B.4	4.32.4	25- 363, 25-390
491		At the sink, where the base cabinets have been configured to allow for a forward approach, barriers to a forward approach to the sink include: 1. Water supply lines are not fully insulated to protect against contact. 2. The space below the sink is not free from sharp or abrasive surfaces, there are sharp edges at the corners of the sink. 3. Stainless steel sinks are not insulated to protect against contact.	See Photos	606.5	1117B.9.2	4.24.6	25- 369
492		At the ice sink, where the base cabinets have been configured to allow for a forward approach, barriers to a forward approach to the ice sink include: 1. The drain line is not fully insulated. 2. The space below the ice sink is not free from sharp or abrasive surfaces, there are sharp edges at the corners of the ice sink and at the drain piping. 3. Stainless steel ice sink is not insulated to protect against contact. 4. The ice sink drain piping obstructs the required toe clearance. 5. The knee clearance at the ice sink is 26-1/2" AFF, less than the 27" knee clearance required at an accessible sink	See Photos	606.2, 606.5, 306.2.1, 306.2.3, 306.3.1	1117B.9.2	4.24.3, 4.24.6	25- 369, 25-370, 25- 372, 25- 373, 25-374
493		All operable parts of the telephone are not within an accessible 48" maximum high reach range.	49-1/2" AFF	308.3.1			
494	SAP Tower Suite 603	There is no accessible height dining surface between 28" minimum and 34" maximum AFF. There is a high top rectangular table.	42" AFF	902.3			25- 401
495		There is no accessible height dining surface, between 28" minimum and 34" maximum AFF, with a view of the playing field. There are high counters at the windows.	42" AFF	902.2, 902.3	1122B.4	4.32.4	25- 400

Levi Stadium

Accessibility Survey - McBrayer Data

Item	Location	Description of Identified Barrier	As-Built	2010 ADAS	2010 CBC	1991 ADAAG	Photo
496		At the sink, where the base cabinets have been configured to allow for a forward approach, barriers to a forward approach to the sink include: 1. Water supply lines are not fully insulated to protect against contact. 2. The space below the sink is not free from sharp or abrasive surfaces, there are sharp edges at the corners of the sink. 3. Stainless steel sinks are not insulated to protect against contact.	See Photos	606.5	1117B.9.2	4.24.6	25- 402
497		At the closet, the clothes rod, at 65" AFF, and shelf, at 69" AFF, are above the maximum accessible height of 48". There is a provision to reposition the clothes rod to an accessible height, however, there is no provision to reposition the shelf.	See Photos	308.3.1	1125B.3	4.25.3	25- 402
498		All operable parts of the telephone are not within a 48" maximum high accessible reach range.	49-3/4" AFF	308.3.1			25- 403
499	SAP Tower Suite 604	There is no accessible height dining surface between 28" minimum and 34" maximum AFF. There is a high top rectangular table.	42" AFF	902.3			25- 415
500		There is no accessible height dining surface, between 28" minimum and 34" maximum AFF, with a view of the playing field. There are high counters at the windows.	42" AFF	902.2, 902.3	1122B.4	4.32.4	25- 414
501		At the sink, where the base cabinets have been configured to allow for a forward approach, barriers to a forward approach to the sink include: 1. Water supply lines are not fully insulated to protect against contact. 2. The space below the sink is not free from sharp or abrasive surfaces, there are sharp edges at the corners of the sink. 3. Stainless steel sinks are not insulated to protect against contact.	See Photos	606.5	1117B.9.2	4.24.6	25- 416
502		At the closet, the clothes rod, at 65" AFF, and shelf, at 69" AFF, are above the maximum accessible height of 48". There is a provision to reposition the clothes rod to an accessible height, however, there is no provision to reposition the shelf.	See Photos	308.3.1	1125B.3	4.25.3	25- 416

Levi Stadium

Accessibility Survey - McBrayer Data

Item	Location	Description of Identified Barrier	As-Built	2010 ADAS	2010 CBC	1991 ADAAG	Photo
503		All operable parts of the telephone are not within a 48" maximum high accessible reach range.	49-3/4" AFF	308.3.1			25- 417
504	SAP Tower Suite 605	There is no accessible height dining surface, there is a high top rectangular table.	42" AFF	902.2, 902.3	1104B.5.4	4.32.4	24- 422
505		There is no accessible height dining surface, between 28" minimum and 34" maximum AFF, with a view of the playing field. There are high counters at the windows.	42" AFF	902.2, 902.3	1104B.5.4	4.32.4	25- 421
506		At the sink, where the base cabinets have been configured to allow for a forward approach, barriers to a forward approach to the sink include: 1. Water supply lines are not fully insulated to protect against contact. 2. The space below the sink is not free from sharp or abrasive surfaces, there are sharp edges at the corners of the sink. 3. Stainless steel sinks are not insulated to protect against contact.	See Photos	606.5	1117B.9.2	4.24.6	25- 423
507		At the closet, the clothes rod, at 65" AFF, and shelf, at 69" AFF, are above the maximum accessible height of 48". There is a provision to reposition the clothes rod to an accessible height, however, there is no provision to reposition the shelf.	See Photos	308.3.1	1125B.3	4.25.3	25- 423
508		All operable parts of the telephone are not within a 48" maximum high accessible reach range.	49-3/4" AFF	308.3.1			25- 424
509	SAP Tower Suite 606	There is no accessible height dining surface between 28" minimum and 34" maximum AFF. There is a high top rectangular table.	42" AFF	902.3			25- 429
510		There is no accessible height dining surface, between 28" minimum and 34" maximum AFF, with a view of the playing field. There are high counters at the windows.	42" AFF	902.2, 902.3	1122B.4	4.32.4	25- 428

Levi Stadium

Accessibility Survey - McBrayer Data

Item	Location	Description of Identified Barrier	As-Built	2010 ADAS	2010 CBC	1991 ADAAG	Photo
511		At the sink, where the base cabinets have been configured to allow for a forward approach, barriers to a forward approach to the sink include: 1. Water supply lines are not fully insulated to protect against contact. 2. The space below the sink is not free from sharp or abrasive surfaces, there are sharp edges at the corners of the sink. 3. Stainless steel sinks are not insulated to protect against contact.	See Photos	606.5	1117B.9.2	4.24.6	25- 430
512		At the closet, the clothes rod, at 65" AFF, and shelf, at 69" AFF, are above the maximum accessible height of 48". There is a provision to reposition the clothes rod to an accessible height, however, there is no provision to reposition the shelf.	See Photos	308.3.1	1125B.3	4.25.3	25- 430
513		All operable parts of the telephone are not within a 48" maximum high accessible reach range.	49-3/4" AFF	308.3.1			25- 431
514	SAP Tower Suite 607	There is no accessible height dining surface between 28" minimum and 34" maximum AFF. There is a high top rectangular table.	42" AFF	902.3			25- 436
515		There is no accessible height dining surface, between 28" minimum and 34" maximum AFF, with a view of the playing field. There are high counters at the windows.	42" AFF	902.2, 902.3	1122B.4	4.32.4	25- 435
516		At the sink, where the base cabinets have been configured to allow for a forward approach, barriers to a forward approach to the sink include: 1. Water supply lines are not fully insulated to protect against contact. 2. The space below the sink is not free from sharp or abrasive surfaces, there are sharp edges at the corners of the sink. 3. Stainless steel sinks are not insulated to protect against contact.	See Photos	606.5	1117B.9.2	4.24.6	25- 437
517		At the closet, the clothes rod, at 65" AFF, and shelf, at 69" AFF, are above the maximum accessible height of 48". There is a provision to reposition the clothes rod to an accessible height, however, there is no provision to reposition the shelf.	See Photos	308.3.1	1125B.3	4.25.3	25- 437

Levi Stadium

Accessibility Survey - McBrayer Data

Item	Location	Description of Identified Barrier	As-Built	2010 ADAS	2010 CBC	1991 ADAAG	Photo
518		All operable parts of the telephone are not within a 48" maximum high accessible reach range.	49-3/4" AFF	308.3.1			25- 438
519	SAP Tower Suite 608	There is no accessible height dining surface between 28" minimum and 34" maximum AFF. There is a high top rectangular table.	42" AFF	902.3			25- 443
520		There is no accessible height dining surface, between 28" minimum and 34" maximum AFF, with a view of the playing field. There are high counters at the windows.	42" AFF	902.2, 902.3	1122B.4	4.32.4	25- 442
521		At the sink, where the base cabinets have been configured to allow for a forward approach, barriers to a forward approach to the sink include: 1. Water supply lines are not fully insulated to protect against contact. 2. The space below the sink is not free from sharp or abrasive surfaces, there are sharp edges at the corners of the sink. 3. Stainless steel sinks are not insulated to protect against contact.	See Photos	606.5	1117B.9.2	4.24.6	25- 444
522		At the closet, the clothes rod, at 65" AFF, and shelf, at 69" AFF, are above the maximum accessible height of 48". There is a provision to reposition the clothes rod to an accessible height, however, there is no provision to reposition the shelf.	See Photos	308.3.1	1125B.3	4.25.3	25- 444
523		All operable parts of the telephone are not within a 48" maximum high accessible reach range.	49-3/4" AFF	308.3.1			25- 445
524	SAP Tower Suite 609	There is no accessible height dining surface between 28" minimum and 34" maximum AFF. There is a high top rectangular table.	42" AFF	902.3			25- 450
525		There is no accessible height dining surface, between 28" minimum and 34" maximum AFF, with a view of the playing field. There are high counters at the windows.	42" AFF	902.2, 902.3	1122B.4	4.32.4	25- 449



Levi Stadium

Accessibility Survey - McBrayer Data

Item	Location	Description of Identified Barrier	As-Built	2010 ADAS	2010 CBC	1991 ADAAG	Photo
526		At the sink, where the base cabinets have been configured to allow for a forward approach, barriers to a forward approach to the sink include: 1. Water supply lines are not fully insulated to protect against contact. 2. The space below the sink is not free from sharp or abrasive surfaces, there are sharp edges at the corners of the sink. 3. Stainless steel sinks are not insulated to protect against contact.	See Photos	606.5	1117B.9.2	4.24.6	25- 451
527		At the ice sink, where the base cabinets have been configured to allow for a forward approach, barriers to a forward approach to the ice sink include: 1. The drain line is not fully insulated. 2. The space below the ice sink is not free from sharp or abrasive surfaces, there are sharp edges at the corners of the ice sink and at the drain piping. 3. Stainless steel ice sink is not insulated to protect against contact.	See Photos	606.5	1117B.9.2	4.24.6	25- 451
528		At the closet, the clothes rod, at 65" AFF, and shelf, at 69" AFF, are above the maximum accessible height of 48". There is a provision to reposition the clothes rod to an accessible height, however, there is no provision to reposition the shelf.	See Photos	308.3.1	1125B.3	4.25.3	25- 451
529		All operable parts of the telephone are not within a 48" maximum high accessible reach range.	49-3/4" AFF	308.3.1			
530	SAP Tower Suite 610	There is no accessible height dining surface between 28" minimum and 34" maximum AFF. There is a high top rectangular table.	42" AFF	902.3			25- 457
531		There is no accessible height dining surface, between 28" minimum and 34" maximum AFF, with a view of the playing field. There are high counters at the windows.	42" AFF	902.2, 902.3	1122B.4	4.32.4	25- 456

Levi Stadium

Accessibility Survey - McBrayer Data

Item	Location	Description of Identified Barrier	As-Built	2010 ADAS	2010 CBC	1991 ADAAG	Photo
532		At the sink, where the base cabinets have been configured to allow for a forward approach, barriers to a forward approach to the sink include: 1. Water supply lines are not fully insulated to protect against contact. 2. The space below the sink is not free from sharp or abrasive surfaces, there are sharp edges at the corners of the sink. 3. Stainless steel sinks are not insulated to protect against contact.	See Photos	606.5	1117B.9.2	4.24.6	25- 458, 25-459
533		At the ice sink, where the base cabinets have been configured to allow for a forward approach, barriers to a forward approach to the ice sink include: 1. The drain line is not fully insulated. 2. The space below the ice sink is not free from sharp or abrasive surfaces, there are sharp edges at the corners of the ice sink and at the drain piping. 3. Stainless steel ice sink is not insulated to protect against contact.	See Photos	606.5	1117B.9.2	4.24.6	25- 458, 25-459
534		At the closet, the clothes rod, at 65" AFF, and shelf, at 69" AFF, are above the maximum accessible height of 48". There is a provision to reposition the clothes rod to an accessible height, however, there is no provision to reposition the shelf.	See Photos	308.3.1	1125B.3	4.25.3	
535		All operable parts of the telephone are not within a 48" maximum high accessible reach range.	49-3/4" AFF	308.3.1			
536	SAP Tower Suite 611	There is no accessible height dining surface between 28" minimum and 34" maximum AFF. There is a high top rectangular table.	42" AFF	902.3			25- 468
537		There is no accessible height dining surface, between 28" minimum and 34" maximum AFF, with a view of the playing field. There are high counters at the windows.	42" AFF	902.2, 902.3	1122B.4	4.32.4	25- 467

Levi Stadium

Accessibility Survey - McBrayer Data

Item	Location	Description of Identified Barrier	As-Built	2010 ADAS	2010 CBC	1991 ADAAG	Photo
538		At the sink, where the base cabinets have been configured to allow for a forward approach, barriers to a forward approach to the sink include: 1. Water supply lines are not fully insulated to protect against contact. 2. The space below the sink is not free from sharp or abrasive surfaces, there are sharp edges at the corners of the sink. 3. Stainless steel sinks are not insulated to protect against contact.	See Photos	606.5	1117B.9.2	4.24.6	25- 469
539		At the closet, the clothes rod, at 65" AFF, and shelf, at 69" AFF, are above the maximum accessible height of 48". There is a provision to reposition the clothes rod to an accessible height, however, there is no provision to reposition the shelf.	See Photos	308.3.1	1125B.3	4.25.3	25- 469
540		All operable parts of the telephone are not within a 48" maximum high accessible reach range.	49-3/4" AFF	308.3.1			25- 470
541	SAP Tower Suite 612	There is no accessible height dining surface between 28" minimum and 34" maximum AFF. There is a high top rectangular table.	42" AFF	902.3			25- 475
542		There is no accessible height dining surface, between 28" minimum and 34" maximum AFF, with a view of the playing field. There are high counters at the windows.	42" AFF	902.2, 902.3	1122B.4	4.32.4	24- 474
543		At the sink, where the base cabinets have been configured to allow for a forward approach, barriers to a forward approach to the sink include: 1. Water supply lines are not fully insulated to protect against contact. 2. The space below the sink is not free from sharp or abrasive surfaces, there are sharp edges at the corners of the sink. 3. Stainless steel sinks are not insulated to protect against contact.	See Photos	606.5	1117B.9.2	4.24.6	25- 476
544		At the closet, the clothes rod, at 65" AFF, and shelf, at 69" AFF, are above the maximum accessible height of 48". There is a provision to reposition the clothes rod to an accessible height, however, there is no provision to reposition the shelf.	See Photos	308.3.1	1125B.3	4.25.3	25- 476

Levi Stadium

Accessibility Survey - McBrayer Data

Item	Location	Description of Identified Barrier	As-Built	2010 ADAS	2010 CBC	1991 ADAAG	Photo
545		All operable parts of the telephone are not within a 48" maximum high accessible reach range.	49-3/4" AFF	308.3.1			25- 477
546	SAP Tower Suite 613	There is no accessible height dining surface between 28" minimum and 34" maximum AFF. There is a high top rectangular table.	42" AFF	902.3			25- 482
547		There is no accessible height dining surface, between 28" minimum and 34" maximum AFF, with a view of the playing field. There are high counters at the windows.	42" AFF	902.2, 902.3	1122B.4	4.32.4	25- 481
548		At the sink, where the base cabinets have been configured to allow for a forward approach, barriers to a forward approach to the sink include: 1. Water supply lines are not fully insulated to protect against contact. 2. The space below the sink is not free from sharp or abrasive surfaces, there are sharp edges at the corners of the sink. 3. Stainless steel sinks are not insulated to protect against contact.	See Photos	606.5	1117B.9.2	4.24.6	25- 483
549		At the closet, the clothes rod, at 65" AFF, and shelf, at 69" AFF, are above the maximum accessible height of 48". There is a provision to reposition the clothes rod to an accessible height, however, there is no provision to reposition the shelf.	See Photos	308.3.1	1125B.3	4.25.3	25- 483
550		All operable parts of the telephone are not within a 48" maximum high accessible reach range.	49-3/4" AFF	308.3.1			25- 484
551	SAP Tower Suite 614	There is no accessible height dining surface between 28" minimum and 34" maximum AFF. There is a high top rectangular table.	42" AFF	902.3			25- 489
552		There is no accessible height dining surface, between 28" minimum and 34" maximum AFF, with a view of the playing field. There are high counters at the windows.	42" AFF	902.2, 902.3	1122B.4	4.32.4	25- 488

Levi Stadium

Accessibility Survey - McBrayer Data

Item	Location	Description of Identified Barrier	As-Built	2010 ADAS	2010 CBC	1991 ADAAG	Photo
553		At the sink, where the base cabinets have been configured to allow for a forward approach, barriers to a forward approach to the sink include: 1. Water supply lines are not fully insulated to protect against contact. 2. The space below the sink is not free from sharp or abrasive surfaces, there are sharp edges at the corners of the sink. 3. Stainless steel sinks are not insulated to protect against contact.	See Photos	606.5	1117B.9.2	4.24.6	25- 490
554		At the closet, the clothes rod, at 65" AFF, and shelf, at 69" AFF, are above the maximum accessible height of 48". There is a provision to reposition the clothes rod to an accessible height, however, there is no provision to reposition the shelf.	See Photos	308.3.1	1125B.3	4.25.3	25- 490
555		All operable parts of the telephone are not within a 48" maximum high accessible reach range.	49-1/2" AFF	308.3.1			25- 491
556	SAP Tower Suite 615	There is no accessible height dining surface between 28" minimum and 34" maximum AFF. There is a high top rectangular table.	42" AFF	902.3			25- 497
557		There is no accessible height dining surface, between 28" minimum and 34" maximum AFF, with a view of the playing field. There are high counters at the windows.	42" AFF	902.2, 902.3	1122B.4	4.32.4	25- 496
558		At the sink, where the base cabinets have been configured to allow for a forward approach, barriers to a forward approach to the sink include: 1. Water supply lines are not fully insulated to protect against contact. 2. The space below the sink is not free from sharp or abrasive surfaces, there are sharp edges at the corners of the sink. 3. Stainless steel sinks are not insulated to protect against contact.	See Photos	606.5	1117B.9.2	4.24.6	25- 498
559		At the closet, the clothes rod, at 65" AFF, and shelf, at 69" AFF, are above the maximum accessible height of 48". There is a provision to reposition the clothes rod to an accessible height, however, there is no provision to reposition the shelf.	See Photos	308.3.1	1125B.3	4.25.3	25- 498

Levi Stadium

Accessibility Survey - McBrayer Data

Item	Location	Description of Identified Barrier	As-Built	2010 ADAS	2010 CBC	1991 ADAAG	Photo
560		All operable parts of the telephone are not within a 48" maximum high accessible reach range.	49-1/2" AFF	308.3.1			25- 499
561	SAP Tower Suite 616	There is no accessible height dining surface, there is a high top rectangular table.	42" AFF	902.2, 902.3	1104B.5.4	4.32.4	25- 502
562		There is no accessible height dining surface, between 28" minimum and 34" maximum AFF, with a view of the playing field. There are high counters at the windows.	42" AFF	902.2, 902.3	1104B.5.4	4.32.4	25- 503
563		At the sink, where the base cabinets have been configured to allow for a forward approach, barriers to a forward approach to the sink include: 1. Water supply lines are not fully insulated to protect against contact. 2. The space below the sink is not free from sharp or abrasive surfaces, there are sharp edges at the corners of the sink. 3. Stainless steel sinks are not insulated to protect against contact.	See Photos	606.5	1117B.9.2	4.24.6	25- 505
564		At the closet, the clothes rod, at 65" AFF, and shelf, at 69" AFF, are above the maximum accessible height of 48". There is a provision to reposition the clothes rod to an accessible height, however, there is no provision to reposition the shelf.	See Photos	308.3.1	1125B.3	4.25.3	25- 505
565		All operable parts of the telephone are not within a 48" maximum high accessible reach range.	49-3/4" AFF	308.3.1			25- 506
566	SAP Tower Suite 617	There is no accessible height dining surface between 28" minimum and 34" maximum AFF. There is a high top rectangular table.	42" AFF	902.3			25- 511, 25- 515, 25- 516
567		There is no accessible height dining surface, between 28" minimum and 34" maximum AFF, with a view of the playing field. There are high counters at the windows.	42" AFF	902.2, 902.3	1122B.4	4.32.4	25- 510

## Accessibility Survey - McBrayer Data

Item	Location	Description of Identified Barrier	As-Built	2010 ADAS	2010 CBC	1991 ADAAG	Photo
568		At the sink, where the base cabinets have been configured to allow for a forward approach, barriers to a forward approach to the sink include: 1. Water supply lines are not fully insulated to protect against contact. 2. The space below the sink is not free from sharp or abrasive surfaces, there are sharp edges at the corners of the sink. 3. Stainless steel sinks are not insulated to protect against contact.	See Photos	606.5	1117B.9.2	4.24.6	25- 511
569		At the closet, the clothes rod, at 65" AFF, and shelf, at 69" AFF, are above the maximum accessible height of 48". There is a provision to reposition the clothes rod to an accessible height, however, there is no provision to reposition the shelf.	See Photos	308.3.1	1125B.3	4.25.3	25- 511
570		All operable parts of the telephone are not within a 48" maximum high accessible reach range.	49-3/4" AFF	308.3.1			25- 513
571	SAP Tower Suite 618	There is no accessible height dining surface between 28" minimum and 34" maximum AFF. There is a high top rectangular table.	42" AFF	902.3			25- 525
572		There is no accessible height dining surface, between 28" minimum and 34" maximum AFF, with a view of the playing field. There are high counters at the windows.	42" AFF	902.2, 902.3	1122B.4	4.32.4	25- 524
573		At the sink, where the base cabinets have been configured to allow for a forward approach, barriers to a forward approach to the sink include: 1. Water supply lines are not fully insulated to protect against contact. 2. The space below the sink is not free from sharp or abrasive surfaces, there are sharp edges at the corners of the sink. 3. Stainless steel sinks are not insulated to protect against contact.	See Photos	606.5	1117B.9.2	4.24.6	25- 526
574		At the closet, the clothes rod, at 65" AFF, and shelf, at 69" AFF, are above the maximum accessible height of 48". There is a provision to reposition the clothes rod to an accessible height, however, there is no provision to reposition the shelf.	See Photos	308.3.1	1125B.3	4.25.3	25- 526

Levi Stadium

Accessibility Survey - McBrayer Data

Item	Location	Description of Identified Barrier	As-Built	2010 ADAS	2010 CBC	1991 ADAAG	Photo
575		All operable parts of the telephone are not within a 48" maximum high accessible reach range.	49-3/4" AFF	308.3.1			25- 527
576	SAP Tower Suite 619	There is no accessible height dining surface between 28" minimum and 34" maximum AFF. There is a high top rectangular table.	42" AFF	902.3			25- 532
577		There is no accessible height dining surface, between 28" minimum and 34" maximum AFF, with a view of the playing field. There are high counters at the windows.	42" AFF	902.2, 902.3	1122B.4	4.32.4	25- 532
578		At the sink, where the base cabinets have been configured to allow for a forward approach, barriers to a forward approach to the sink include: 1. Water supply lines are not fully insulated to protect against contact. 2. The space below the sink is not free from sharp or abrasive surfaces, there are sharp edges at the corners of the sink. 3. Stainless steel sinks are not insulated to protect against contact.	See Photos	606.5	1117B.9.2	4.24.6	25- 533
579		At the closet, the clothes rod, at 65" AFF, and shelf, at 69" AFF, are above the maximum accessible height of 48". There is a provision to reposition the clothes rod to an accessible height, however, there is no provision to reposition the shelf.	See Photos	308.3.1	1125B.3	4.25.3	25- 533
580		All operable parts of the telephone are not within a 48" maximum high accessible reach range.	49-3/4" AFF	308.3.1			25- 534
581	SAP Tower Suite 620	There is no accessible height dining surface between 28" minimum and 34" maximum AFF. There is a high top rectangular table.	42" AFF	902.3			25- 548
582		There is no accessible height dining surface, between 28" minimum and 34" maximum AFF, with a view of the playing field. There are high counters at the windows.	42" AFF	902.2, 902.3	1122B.4	4.32.4	25- 547



Levi Stadium

Accessibility Survey - McBrayer Data

Item	Location	Description of Identified Barrier	As-Built	2010 ADAS	2010 CBC	1991 ADAAG	Photo
583		At the sink, where the base cabinets have been configured to allow for a forward approach, barriers to a forward approach to the sink include: 1. Water supply lines are not fully insulated to protect against contact. 2. The space below the sink is not free from sharp or abrasive surfaces, there are sharp edges at the corners of the sink. 3. Stainless steel sinks are not insulated to protect against contact.	See Photos	606.5	1117B.9.2	4.24.6	25- 549
584		At the closet, the clothes rod, at 65" AFF, and shelf, at 69" AFF, are above the maximum accessible height of 48". There is a provision to reposition the clothes rod to an accessible height, however, there is no provision to reposition the shelf.	See Photos	308.3.1	1125B.3	4.25.3	25- 549
585		All operable parts of the telephone are not within a 48" maximum high accessible reach range.	49-1/2" AFF	308.3.1			25- 550
586	SAP Tower Suite 621	There is no accessible height dining surface between 28" minimum and 34" maximum AFF. There is a high top rectangular table.	42" AFF	902.3			25- 555
587		There is no accessible height dining surface, between 28" minimum and 34" maximum AFF, with a view of the playing field. There are high counters at the windows.	42" AFF	902.2, 902.3	1122B.4	4.32.4	25- 554
588		At the sink, where the base cabinets have been configured to allow for a forward approach, barriers to a forward approach to the sink include: 1. Water supply lines are not fully insulated to protect against contact. 2. The space below the sink is not free from sharp or abrasive surfaces, there are sharp edges at the corners of the sink. 3. Stainless steel sinks are not insulated to protect against contact.	See Photos	606.5	1117B.9.2	4.24.6	25- 556
589		At the closet, the clothes rod, at 65" AFF, and shelf, at 69" AFF, are above the maximum accessible height of 48". There is a provision to reposition the clothes rod to an accessible height, however, there is no provision to reposition the shelf.	See Photos	308.3.1	1125B.3	4.25.3	25- 556

Levi Stadium

Accessibility Survey - McBrayer Data

Item	Location	Description of Identified Barrier	As-Built	2010 ADAS	2010 CBC	1991 ADAAG	Photo
590		All operable parts of the telephone are not within a 48" maximum high accessible reach range.	49-1/2" AFF	308.3.1			25- 557
591	SAP Tower Suite 622	There is no accessible height dining surface between 28" minimum and 34" maximum AFF. There is a high top rectangular table.	42" AFF	902.3			25- 562
592		There is no accessible height dining surface, between 28" minimum and 34" maximum AFF, with a view of the playing field. There are high counters at the windows.	42" AFF	902.2, 902.3	1122B.4	4.32.4	25- 561
593		At the sink, where the base cabinets have been configured to allow for a forward approach, barriers to a forward approach to the sink include: 1. Water supply lines are not fully insulated to protect against contact. 2. The space below the sink is not free from sharp or abrasive surfaces, there are sharp edges at the corners of the sink. 3. Stainless steel sinks are not insulated to protect against contact.	See Photos	606.5	1117B.9.2	4.24.6	25- 563
594		At the closet, the clothes rod, at 65" AFF, and shelf, at 69" AFF, are above the maximum accessible height of 48". There is a provision to reposition the clothes rod to an accessible height, however, there is no provision to reposition the shelf.	See Photos	308.3.1	1125B.3	4.25.3	25- 563
595		All operable parts of the telephone are not within a 48" maximum high accessible reach range.	49-1/2" AFF	308.3.1			25- 564
596	SAP Tower Suite 623	There is no accessible height dining surface between 28" minimum and 34" maximum AFF. There is a high top rectangular table.	42" AFF	902.3			25- 578
597		There is no accessible height dining surface, between 28" minimum and 34" maximum AFF, with a view of the playing field. There are high counters at the windows.	42" AFF	902.2, 902.3	1122B.4	4.32.4	25- 577

## Accessibility Survey - McBrayer Data

Item	Location	Description of Identified Barrier	As-Built	2010 ADAS	2010 CBC	1991 ADAAG	Photo
598		At the sink, where the base cabinets have been configured to allow for a forward approach, barriers to a forward approach to the sink include: 1. Water supply lines are not fully insulated to protect against contact. 2. The space below the sink is not free from sharp or abrasive surfaces, there are sharp edges at the corners of the sink. 3. Stainless steel sinks are not insulated to protect against contact.	See Photos	606.5	1117B.9.2	4.24.6	25- 579
599		At the closet, the clothes rod, at 65" AFF, and shelf, at 69" AFF, are above the maximum accessible height of 48". There is a provision to reposition the clothes rod to an accessible height, however, there is no provision to reposition the shelf.	See Photos	308.3.1	1125B.3	4.25.3	25- 579
600		All operable parts of the telephone are not within a 48" maximum high accessible reach range.	49-1/2" AFF	308.3.1			25- 580
601	SAP Tower Suite 624	There is no accessible height dining surface between 28" minimum and 34" maximum AFF. There is a high top rectangular table.	42" AFF	902.3			25- 585
602		There is no accessible height dining surface, between 28" minimum and 34" maximum AFF, with a view of the playing field. There are high counters at the windows.	42" AFF	902.2, 902.3	1122B.4	4.32.4	25- 584
603		At the sink, where the base cabinets have been configured to allow for a forward approach, barriers to a forward approach to the sink include: 1. Water supply lines are not fully insulated to protect against contact. 2. The space below the sink is not free from sharp or abrasive surfaces, there are sharp edges at the corners of the sink. 3. Stainless steel sinks are not insulated to protect against contact.	See Photos	606.5	1117B.9.2	4.24.6	25- 586
604		At the closet, the clothes rod, at 65" AFF, and shelf, at 69" AFF, are above the maximum accessible height of 48". There is a provision to reposition the clothes rod to an accessible height, however, there is no provision to reposition the shelf.	See Photos	308.3.1	1125B.3	4.25.3	25- 586

Levi Stadium

## Accessibility Survey - McBrayer Data

Item	Location	Description of Identified Barrier	As-Built	2010 ADAS	2010 CBC	1991 ADAAG	Photo
605		All operable parts of the telephone are not within a 48" maximum high accessible reach range.	49-3/4" AFF	308.3.1			25- 587
606	SAP Tower Suite 625	There is no accessible height dining surface between 28" minimum and 34" maximum AFF. There is a high top rectangular table.	42" AFF	902.3			25- 592
607		There is no accessible height dining surface, between 28" minimum and 34" maximum AFF, with a view of the playing field. There are high counters at the windows.	42" AFF	902.2, 902.3	1122B.4	4.32.4	25- 591
608		At the sink, where the base cabinets have been configured to allow for a forward approach, barriers to a forward approach to the sink include: 1. Water supply lines are not fully insulated to protect against contact. 2. The space below the sink is not free from sharp or abrasive surfaces, there are sharp edges at the corners of the sink. 3. Stainless steel sinks are not insulated to protect against contact.	See Photos	606.5	1117B.9.2	4.24.6	25- 593
609		At the ice sink, where the base cabinets have been configured to allow for a forward approach, barriers to a forward approach to the ice sink include: 1. The drain line is not fully insulated. 2. The space below the ice sink is not free from sharp or abrasive surfaces, there are sharp edges at the corners of the ice sink and at the drain piping. 3. Stainless steel ice sink is not insulated to protect against contact.	See Photos	606.5	1117B.9.2	4.24.6	25- 593, 25- 594
610		At the closet, the clothes rod, at 65" AFF, and shelf, at 69" AFF, are above the maximum accessible height of 48". There is a provision to reposition the clothes rod to an accessible height, however, there is no provision to reposition the shelf.	See Photos	308.3.1	1125B.3	4.25.3	25- 593
611		All operable parts of the telephone are not within a 48" maximum high accessible reach range.	49-3/4" AFF	308.3.1			
612	SAP Tower Suite 626	There is no accessible height dining surface between 28" minimum and 34" maximum AFF. There is a high top rectangular table.	42" AFF	902.3			25- 601

Levi Stadium

Accessibility Survey - McBrayer Data

Item	Location	Description of Identified Barrier	As-Built	2010 ADAS	2010 CBC	1991 ADAAG	Photo
613		There is no accessible height dining surface, between 28" minimum and 34" maximum AFF, with a view of the playing field. There are high counters at the windows.	42" AFF	902.2, 902.3	1122B.4	4.32.4	25- 600
614		At the sink, where the base cabinets have been configured to allow for a forward approach, barriers to a forward approach to the sink include: 1. Water supply lines are not fully insulated to protect against contact. 2. The space below the sink is not free from sharp or abrasive surfaces, there are sharp edges at the corners of the sink. 3. Stainless steel sinks are not insulated to protect against contact.	See Photos	606.5	1117B.9.2	4.24.6	25- 602, 25- 604, 25- 605
615		At the ice sink, where the base cabinets have been configured to allow for a forward approach, barriers to a forward approach to the ice sink include: 1. The drain line is not fully insulated. 2. The space below the ice sink is not free from sharp or abrasive surfaces, there are sharp edges at the corners of the ice sink and at the drain piping. 3. Stainless steel ice sink is not insulated to protect against contact.	See Photos	606.5	1117B.9.2	4.24.6	25- 602, 25- 604, 25- 605
616		At the closet, the clothes rod, at 65" AFF, and shelf, at 69" AFF, are above the maximum accessible height of 48". There is a provision to reposition the clothes rod to an accessible height, however, there is no provision to reposition the shelf.	See Photos	308.3.1	1125B.3	4.25.3	25- 602
617		All operable parts of the telephone are not within a 48" maximum high accessible reach range.	49-3/4" AFF	308.3.1			25- 603
618	SAP Tower Suite 627	There is no accessible height dining surface between 28" minimum and 34" maximum AFF. There is a high top rectangular table.	42" AFF	902.3			25- 610
619		There is no accessible height dining surface, between 28" minimum and 34" maximum AFF, with a view of the playing field. There are high counters at the windows.	42" AFF	902.2, 902.3	1122B.4	4.32.4	25- 609

Levi Stadium

Accessibility Survey - McBrayer Data

Item	Location	Description of Identified Barrier	As-Built	2010 ADAS	2010 CBC	1991 ADAAG	Photo
620		At the sink, where the base cabinets have been configured to allow for a forward approach, barriers to a forward approach to the sink include: 1. Water supply lines are not fully insulated to protect against contact. 2. The space below the sink is not free from sharp or abrasive surfaces, there are sharp edges at the corners of the sink. 3. Stainless steel sinks are not insulated to protect against contact.	See Photos	606.5	1117B.9.2	4.24.6	25- 611
621		At the closet, the clothes rod, at 65" AFF, and shelf, at 69" AFF, are above the maximum accessible height of 48". There is a provision to reposition the clothes rod to an accessible height, however, there is no provision to reposition the shelf.	See Photos	308.3.1	1125B.3	4.25.3	25- 611
622		All operable parts of the telephone are not within a 48" maximum high accessible reach range.	50-3/8" AFF	308.3.1			25- 612
623	SAP Tower Suite 628	There is no accessible height dining surface between 28" minimum and 34" maximum AFF. There is a high top rectangular table.	42" AFF	902.3			25- 617
624		There is no accessible height dining surface, between 28" minimum and 34" maximum AFF, with a view of the playing field. There are high counters at the windows.	42" AFF	902.2, 902.3	1122B.4	4.32.4	25- 616
625		At the sink, where the base cabinets have been configured to allow for a forward approach, barriers to a forward approach to the sink include: 1. Water supply lines are not fully insulated to protect against contact. 2. The space below the sink is not free from sharp or abrasive surfaces, there are sharp edges at the corners of the sink. 3. Stainless steel sinks are not insulated to protect against contact.	See Photos	606.5	1117B.9.2	4.24.6	25- 618
626		At the closet, the clothes rod, at 65" AFF, and shelf, at 69" AFF, are above the maximum accessible height of 48". There is a provision to reposition the clothes rod to an accessible height, however, there is no provision to reposition the shelf.	See Photos	308.3.1	1125B.3	4.25.3	25- 618

Levi Stadium

Accessibility Survey - McBrayer Data

Item	Location	Description of Identified Barrier	As-Built	2010 ADAS	2010 CBC	1991 ADAAG	Photo
627		All operable parts of the telephone are not within a 48" maximum high accessible reach range.	49-3/4" AFF	308.3.1			25- 619
628	SAP Tower Suite 629	There is no accessible height dining surface between 28" minimum and 34" maximum AFF. There is a high top rectangular table.	42" AFF	902.3			25- 624
629		There is no accessible height dining surface, between 28" minimum and 34" maximum AFF, with a view of the playing field. There are high counters at the windows.	42" AFF	902.2, 902.3	1122B.4	4.32.4	25- 623
630		At the sink, where the base cabinets have been configured to allow for a forward approach, barriers to a forward approach to the sink include: 1. Water supply lines are not fully insulated to protect against contact. 2. The space below the sink is not free from sharp or abrasive surfaces, there are sharp edges at the corners of the sink. 3. Stainless steel sinks are not insulated to protect against contact.	See Photos	606.5	1117B.9.2	4.24.6	25- 625
631		At the closet, the clothes rod, at 65" AFF, and shelf, at 69" AFF, are above the maximum accessible height of 48". There is a provision to reposition the clothes rod to an accessible height, however, there is no provision to reposition the shelf.	See Photos	308.3.1	1125B.3	4.25.3	25- 625
632		All operable parts of the telephone are not within a 48" maximum high accessible reach range.	50-3/8" AFF	308.3.1			25- 626
633	SAP Tower Suite 630	There is no accessible height dining surface between 28" minimum and 34" maximum AFF. There is a high top rectangular table.	42" AFF	902.3			25- 631
634		There is no accessible height dining surface, between 28" minimum and 34" maximum AFF, with a view of the playing field. There are high counters at the windows.	42" AFF	902.2, 902.3	1122B.4	4.32.4	25- 630

Levi Stadium

Accessibility Survey - McBrayer Data

Item	Location	Description of Identified Barrier	As-Built	2010 ADAS	2010 CBC	1991 ADAAG	Photo
635		At the sink, where the base cabinets have been configured to allow for a forward approach, barriers to a forward approach to the sink include: 1. Water supply lines are not fully insulated to protect against contact. 2. The space below the sink is not free from sharp or abrasive surfaces, there are sharp edges at the corners of the sink. 3. Stainless steel sinks are not insulated to protect against contact.	See Photos	606.5	1117B.9.2	4.24.6	25- 632
636		At the closet, the clothes rod, at 65" AFF, and shelf, at 69" AFF, are above the maximum accessible height of 48". There is a provision to reposition the clothes rod to an accessible height, however, there is no provision to reposition the shelf.	See Photos	308.3.1	1125B.3	4.25.3	25- 632
637		All operable parts of the telephone are not within a 48" maximum high accessible reach range.	49-3/4" AFF	308.3.1			25- 633
638	SAP Tower Suite 631	There is no accessible height dining surface between 28" minimum and 34" maximum AFF. There is a high top rectangular table.	42" AFF	902.3			25- 638
639		There is no accessible height dining surface, between 28" minimum and 34" maximum AFF, with a view of the playing field. There are high counters at the windows.	42" AFF	902.2, 902.3	1122B.4	4.32.4	25- 639
640		At the sink, where the base cabinets have been configured to allow for a forward approach, barriers to a forward approach to the sink include: 1. Water supply lines are not fully insulated to protect against contact. 2. The space below the sink is not free from sharp or abrasive surfaces, there are sharp edges at the corners of the sink. 3. Stainless steel sinks are not insulated to protect against contact.	See Photos	606.5	1117B.9.2	4.24.6	
641		At the closet, the clothes rod, at 65" AFF, and shelf, at 69" AFF, are above the maximum accessible height of 48". There is a provision to reposition the clothes rod to an accessible height, however, there is no provision to reposition the shelf.	See Photos	308.3.1	1125B.3	4.25.3	



Levi Stadium

Accessibility Survey - McBrayer Data

Item	Location	Description of Identified Barrier	As-Built	2010 ADAS	2010 CBC	1991 ADAAG	Photo
642		All operable parts of the telephone are not within a 48" maximum high accessible reach range.	49-3/4" AFF	308.3.1			25- 639
643	SAP Tower Suite 632	There is no accessible height dining surface between 28" minimum and 34" maximum AFF. There is a high top rectangular table.	42" AFF	902.3			25- 644
644		There is no accessible height dining surface, between 28" minimum and 34" maximum AFF, with a view of the playing field. There are high counters at the windows.	42" AFF	902.2, 902.3	1122B.4	4.32.4	25- 643
645		At the sink, where the base cabinets have been configured to allow for a forward approach, barriers to a forward approach to the sink include: 1. Water supply lines are not fully insulated to protect against contact. 2. The space below the sink is not free from sharp or abrasive surfaces, there are sharp edges at the corners of the sink. 3. Stainless steel sinks are not insulated to protect against contact.	See Photos	606.5	1117B.9.2	4.24.6	
646		At the closet, the clothes rod, at 65" AFF, and shelf, at 69" AFF, are above the maximum accessible height of 48". There is a provision to reposition the clothes rod to an accessible height, however, there is no provision to reposition the shelf.	See Photos	308.3.1	1125B.3	4.25.3	
647		All operable parts of the telephone are not within a 48" maximum high accessible reach range.	49-3/4" AFF	308.3.1			25- 645
648	SAP Tower Suite 633	There is no accessible height dining surface between 28" minimum and 34" maximum AFF. There is a high top rectangular table.	42" AFF	902.3			25- 650
649		There is no accessible height dining surface, between 28" minimum and 34" maximum AFF, with a view of the playing field. There are high counters at the windows.	42" AFF	902.2, 902.3	1122B.4	4.32.4	25- 649

Levi Stadium

Accessibility Survey - McBrayer Data

Item	Location	Description of Identified Barrier	As-Built	2010 ADAS	2010 CBC	1991 ADAAG	Photo
650		At the sink, where the base cabinets have been configured to allow for a forward approach, barriers to a forward approach to the sink include: 1. Water supply lines are not fully insulated to protect against contact. 2. The space below the sink is not free from sharp or abrasive surfaces, there are sharp edges at the corners of the sink. 3. Stainless steel sinks are not insulated to protect against contact.	See Photos	606.5	1117B.9.2	4.24.6	25- 651
651		At the closet, the clothes rod, at 65" AFF, and shelf, at 69" AFF, are above the maximum accessible height of 48". There is a provision to reposition the clothes rod to an accessible height, however, there is no provision to reposition the shelf.	See Photos	308.3.1	1125B.3	4.25.3	25- 651
652		All operable parts of the telephone are not within a 48" maximum high accessible reach range.	50" AFF	308.3.1			25- 652
653	SAP Tower Suite 634	There is no accessible height dining surface between 28" minimum and 34" maximum AFF. There is a high top rectangular table.	42" AFF	902.3			25- 657
654		There is no accessible height dining surface, between 28" minimum and 34" maximum AFF, with a view of the playing field. There are high counters at the windows.	42" AFF	902.2, 902.3	1122B.4	4.32.4	25- 656
655		At the sink, where the base cabinets have been configured to allow for a forward approach, barriers to a forward approach to the sink include: 1. Water supply lines are not fully insulated to protect against contact. 2. The space below the sink is not free from sharp or abrasive surfaces, there are sharp edges at the corners of the sink. 3. Stainless steel sinks are not insulated to protect against contact.	See Photos	606.5	1117B.9.2	4.24.6	25- 658
656		At the closet, the clothes rod, at 65" AFF, and shelf, at 69" AFF, are above the maximum accessible height of 48". There is a provision to reposition the clothes rod to an accessible height, however, there is no provision to reposition the shelf.	See Photos	308.3.1	1125B.3	4.25.3	25- 658

Levi Stadium

Accessibility Survey - McBrayer Data

Item	Location	Description of Identified Barrier	As-Built	2010 ADAS	2010 CBC	1991 ADAAG	Photo
657		All operable parts of the telephone are not within a 48" maximum high accessible reach range.	49-3/4" AFF	308.3.1			
658	SAP Tower 600 Level	Adjacent to the Suite 620, the fire extinguisher cabinet does not have a door pull	See Photos	309.4	1117B.6.4	4.27.4	24- 373
659	<b>700 Level</b>						
660	SAP Tower Suite 701	There is no accessible height dining surface between 28" minimum and 34" maximum AFF. There is a high top rectangular table.	42" AFF	902.3			25- 669
661		There is no accessible height dining surface, between 28" minimum and 34" maximum AFF, with a view of the playing field. There are high counters at the windows.	42" AFF	902.2, 902.3	1122B.4	4.32.4	25- 668
662		At the sink, where the base cabinets have been configured to allow for a forward approach, barriers to a forward approach to the sink include: 1. Water supply lines are not fully insulated to protect against contact. 2. The space below the sink is not free from sharp or abrasive surfaces, there are sharp edges at the corners of the sink. 3. Stainless steel sinks are not insulated to protect against contact.	See Photos	606.5	1117B.9.2	4.24.6	25- 670
663		At the closet, the clothes rod, at 65" AFF, and shelf, at 69" AFF, are above the maximum accessible height of 48". There is a provision to reposition the clothes rod to an accessible height, however, there is no provision to reposition the shelf.	See Photos	308.3.1	1125B.3	4.25.3	25- 670
664		All operable parts of the telephone are not within a 48" maximum high accessible reach range.	50-3/8" AFF	308.3.1			25- 676
665	SAP Tower Suite 702	There is no accessible height dining surface, there is a high top rectangular table.	42" AFF	902.2, 902.3	1104B.5.4	4.32.4	25- 681
666		There is no accessible height dining surface, between 28" minimum and 34" maximum AFF, with a view of the playing field. There are high counters at the windows.	42" AFF	902.2, 902.3	1104B.5.4	4.32.4	25- 680

Levi Stadium

Accessibility Survey - McBrayer Data

Item	Location	Description of Identified Barrier	As-Built	2010 ADAS	2010 CBC	1991 ADAAG	Photo
667		At the sink, where the base cabinets have been configured to allow for a forward approach, barriers to a forward approach to the sink include: 1. Water supply lines are not fully insulated to protect against contact. 2. The space below the sink is not free from sharp or abrasive surfaces, there are sharp edges at the corners of the sink. 3. Stainless steel sinks are not insulated to protect against contact.	See Photos	606.5	1117B.9.2	4.24.6	25- 682
668		At the closet, the clothes rod, at 65" AFF, and shelf, at 69" AFF, are above the maximum accessible height of 48". There is a provision to reposition the clothes rod to an accessible height, however, there is no provision to reposition the shelf.	See Photos	308.3.1	1125B.3	4.25.3	25- 682
669		All operable parts of the telephone are not within a 48" maximum high accessible reach range.	49-3/4" AFF	308.3.1			25- 683
670	SAP Tower Suite 703	There is no accessible height dining surface between 28" minimum and 34" maximum AFF. There is a high top rectangular table.	42" AFF	902.3			25- 689
671		There is no accessible height dining surface, between 28" minimum and 34" maximum AFF, with a view of the playing field. There are high counters at the windows.	42" AFF	902.2, 902.3	1122B.4	4.32.4	25- 688
672		At the sink, where the base cabinets have been configured to allow for a forward approach, barriers to a forward approach to the sink include: 1. Water supply lines are not fully insulated to protect against contact. 2. The space below the sink is not free from sharp or abrasive surfaces, there are sharp edges at the corners of the sink. 3. Stainless steel sinks are not insulated to protect against contact.	See Photos	606.5	1117B.9.2	4.24.6	25 - 690
673		At the closet, the clothes rod, at 65" AFF, and shelf, at 69" AFF, are above the maximum accessible height of 48". There is a provision to reposition the clothes rod to an accessible height, however, there is no provision to reposition the shelf.	See Photos	308.3.1	1125B.3	4.25.3	25 - 690

Levi Stadium

Accessibility Survey - McBrayer Data

Item	Location	Description of Identified Barrier	As-Built	2010 ADAS	2010 CBC	1991 ADAAG	Photo
674		All operable parts of the telephone are not within a 48" maximum high accessible reach range.	49-3/4" AFF	308.3.1			25- 691
675	SAP Tower Suite 704	There is no accessible height dining surface between 28" minimum and 34" maximum AFF. There is a high top rectangular table.	42" AFF	902.3			25- 701
676		There is no accessible height dining surface, between 28" minimum and 34" maximum AFF, with a view of the playing field. There are high counters at the windows.	42" AFF	902.2, 902.3	1122B.4	4.32.4	25- 700
677		At the sink, where the base cabinets have been configured to allow for a forward approach, barriers to a forward approach to the sink include: 1. Water supply lines are not fully insulated to protect against contact. 2. The space below the sink is not free from sharp or abrasive surfaces, there are sharp edges at the corners of the sink. 3. Stainless steel sinks are not insulated to protect against contact.	See Photos	606.5	1117B.9.2	4.24.6	25- 702
678		At the closet, the clothes rod, at 65" AFF, and shelf, at 69" AFF, are above the maximum accessible height of 48". There is a provision to reposition the clothes rod to an accessible height, however, there is no provision to reposition the shelf.	See Photos	308.3.1	1125B.3	4.25.3	25- 702
679		All operable parts of the telephone are not within a 48" maximum high accessible reach range.	49-3/4" AFF	308.3.1			25- 703
680	SAP Tower Suite 705	There is no accessible height dining surface, there is a high top rectangular table.	42" AFF	902.2, 902.3	1104B.5.4	4.32.4	25- 708
681		There is no accessible height dining surface, between 28" minimum and 34" maximum AFF, with a view of the playing field. There are high counters at the windows.	42" AFF	902.2, 902.3	1104B.5.4	4.32.4	25- 707

Levi Stadium

Accessibility Survey - McBrayer Data

Item	Location	Description of Identified Barrier	As-Built	2010 ADAS	2010 CBC	1991 ADAAG	Photo
682		At the sink, where the base cabinets have been configured to allow for a forward approach, barriers to a forward approach to the sink include: 1. Water supply lines are not fully insulated to protect against contact. 2. The space below the sink is not free from sharp or abrasive surfaces, there are sharp edges at the corners of the sink. 3. Stainless steel sinks are not insulated to protect against contact.	See Photos	606.5	1117B.9.2	4.24.6	25- 709
683		At the closet, the clothes rod, at 65" AFF, and shelf, at 69" AFF, are above the maximum accessible height of 48". There is a provision to reposition the clothes rod to an accessible height, however, there is no provision to reposition the shelf.	See Photos	308.3.1	1125B.3	4.25.3	25- 709
684		All operable parts of the telephone are not within a 48" maximum high accessible reach range.	49-3/4" AFF	308.3.1			25- 710
685	SAP Tower Suite 706	There is no accessible height dining surface between 28" minimum and 34" maximum AFF. There is a high top rectangular table.	42" AFF	902.3			25- 715
686		There is no accessible height dining surface, between 28" minimum and 34" maximum AFF, with a view of the playing field. There are high counters at the windows.	42" AFF	902.2, 902.3	1122B.4	4.32.4	25- 714
687		At the sink, where the base cabinets have been configured to allow for a forward approach, barriers to a forward approach to the sink include: 1. Water supply lines are not fully insulated to protect against contact. 2. The space below the sink is not free from sharp or abrasive surfaces, there are sharp edges at the corners of the sink. 3. Stainless steel sinks are not insulated to protect against contact.	See Photos	606.5	1117B.9.2	4.24.6	25- 716
688		At the closet, the clothes rod, at 65" AFF, and shelf, at 69" AFF, are above the maximum accessible height of 48". There is a provision to reposition the clothes rod to an accessible height, however, there is no provision to reposition the shelf.	See Photos	308.3.1	1125B.3	4.25.3	25- 716

Levi Stadium

Accessibility Survey - McBrayer Data

Item	Location	Description of Identified Barrier	As-Built	2010 ADAS	2010 CBC	1991 ADAAG	Photo
689		All operable parts of the telephone are not within a 48" maximum high accessible reach range.	50" AFF	308.3.1			25- 717
690	SAP Tower Suite 707	There is no accessible height dining surface between 28" minimum and 34" maximum AFF. There is a high top rectangular table.	42" AFF	902.3			25- 722
691		There is no accessible height dining surface, between 28" minimum and 34" maximum AFF, with a view of the playing field. There are high counters at the windows.	42" AFF	902.2, 902.3	1122B.4	4.32.4	25- 721
692		At the sink, where the base cabinets have been configured to allow for a forward approach, barriers to a forward approach to the sink include: 1. Water supply lines are not fully insulated to protect against contact. 2. The space below the sink is not free from sharp or abrasive surfaces, there are sharp edges at the corners of the sink. 3. Stainless steel sinks are not insulated to protect against contact.	See Photos	606.5	1117B.9.2	4.24.6	25- 723
693		At the closet, the clothes rod, at 65" AFF, and shelf, at 69" AFF, are above the maximum accessible height of 48". There is a provision to reposition the clothes rod to an accessible height, however, there is no provision to reposition the shelf.	See Photos	308.3.1	1125B.3	4.25.3	25- 723
694		All operable parts of the telephone are not within a 48" maximum high accessible reach range.	49-3/4" AFF	308.3.1			25- 724
695	SAP Tower Suite 708	There is no accessible height dining surface between 28" minimum and 34" maximum AFF. There is a high top rectangular table.	42" AFF	902.3			25- 730
696		There is no accessible height dining surface, between 28" minimum and 34" maximum AFF, with a view of the playing field. There are high counters at the windows.	42" AFF	902.2, 902.3	1122B.4	4.32.4	25- 729

Levi Stadium

Accessibility Survey - McBrayer Data

Item	Location	Description of Identified Barrier	As-Built	2010 ADAS	2010 CBC	1991 ADAAG	Photo
697		At the sink, where the base cabinets have been configured to allow for a forward approach, barriers to a forward approach to the sink include: 1. Water supply lines are not fully insulated to protect against contact. 2. The space below the sink is not free from sharp or abrasive surfaces, there are sharp edges at the corners of the sink. 3. Stainless steel sinks are not insulated to protect against contact.	See Photos	606.5	1117B.9.2	4.24.6	25- 731
698		At the closet, the clothes rod, at 65" AFF, and shelf, at 69" AFF, are above the maximum accessible height of 48". There is a provision to reposition the clothes rod to an accessible height, however, there is no provision to reposition the shelf.	See Photos	308.3.1	1125B.3	4.25.3	25- 731
699		All operable parts of the telephone are not within a 48" maximum high accessible reach range.	49-1/2" AFF	308.3.1			25- 732
700	SAP Tower Suite 709	There is no accessible height dining surface between 28" minimum and 34" maximum AFF. There is a high top rectangular table.	42" AFF	902.3			25- 737
701		There is no accessible height dining surface, between 28" minimum and 34" maximum AFF, with a view of the playing field. There are high counters at the windows.	42" AFF	902.2, 902.3	1122B.4	4.32.4	25- 737
702		At the sink, where the base cabinets have been configured to allow for a forward approach, barriers to a forward approach to the sink include: 1. Water supply lines are not fully insulated to protect against contact. 2. The space below the sink is not free from sharp or abrasive surfaces, there are sharp edges at the corners of the sink. 3. Stainless steel sinks are not insulated to protect against contact.	See Photos	606.5	1117B.9.2	4.24.6	25- 738, 25- 739



Levi Stadium

Accessibility Survey - McBrayer Data

Item	Location	Description of Identified Barrier	As-Built	2010 ADAS	2010 CBC	1991 ADAAG	Photo
703		At the ice sink, where the base cabinets have been configured to allow for a forward approach, barriers to a forward approach to the ice sink include: 1. The drain line is not fully insulated. 2. The space below the ice sink is not free from sharp or abrasive surfaces, there are sharp edges at the corners of the ice sink and at the drain piping. 3. Stainless steel ice sink is not insulated to protect against contact.	See Photos	606.5	1117B.9.2	4.24.6	25- 740
704		At the closet, the clothes rod, at 65" AFF, and shelf, at 69" AFF, are above the maximum accessible height of 48". There is a provision to reposition the clothes rod to an accessible height, however, there is no provision to reposition the shelf.	See Photos	308.3.1	1125B.3	4.25.3	25- 738
705		All operable parts of the telephone are not within a 48" maximum high accessible reach range.	49-3/4" AFF	308.3.1			
706	SAP Tower Suite 710	There is no accessible height dining surface between 28" minimum and 34" maximum AFF. There is a high top rectangular table.	42" AFF	902.3			25- 750
707		There is no accessible height dining surface, between 28" minimum and 34" maximum AFF, with a view of the playing field. There are high counters at the windows.	42" AFF	902.2, 902.3	1122B.4	4.32.4	25- 749
708		At the sink, where the base cabinets have been configured to allow for a forward approach, barriers to a forward approach to the sink include: 1. Water supply lines are not fully insulated to protect against contact. 2. The space below the sink is not free from sharp or abrasive surfaces, there are sharp edges at the corners of the sink. 3. Stainless steel sinks are not insulated to protect against contact.	See Photos	606.5	1117B.9.2	4.24.6	25- 751

Levi Stadium

Accessibility Survey - McBrayer Data

Item	Location	Description of Identified Barrier	As-Built	2010 ADAS	2010 CBC	1991 ADAAG	Photo
709		At the ice sink, where the base cabinets have been configured to allow for a forward approach, barriers to a forward approach to the ice sink include: 1. The drain line is not fully insulated. 2. The space below the ice sink is not free from sharp or abrasive surfaces, there are sharp edges at the corners of the ice sink and at the drain piping. 3. Stainless steel ice sink is not insulated to protect against contact.	See Photos	606.5	1117B.9.2	4.24.6	25- 751
710		At the closet, the clothes rod, at 65" AFF, and shelf, at 69" AFF, are above the maximum accessible height of 48". There is a provision to reposition the clothes rod to an accessible height, however, there is no provision to reposition the shelf.	See Photos	308.3.1	1125B.3	4.25.3	25- 751
711		All operable parts of the telephone are not within a 48" maximum high accessible reach range.	49-3/4" AFF	308.3.1			25- 752
712	SAP Tower Suite 711	There is no accessible height dining surface between 28" minimum and 34" maximum AFF. There is a high top rectangular table.	42" AFF	902.3			25- 774
713		There is no accessible height dining surface, between 28" minimum and 34" maximum AFF, with a view of the playing field. There are high counters at the windows.	42" AFF	902.2, 902.3	1122B.4	4.32.4	25- 772
714		At the sink, where the base cabinets have been configured to allow for a forward approach, barriers to a forward approach to the sink include: 1. Water supply lines are not fully insulated to protect against contact. 2. The space below the sink is not free from sharp or abrasive surfaces, there are sharp edges at the corners of the sink. 3. Stainless steel sinks are not insulated to protect against contact.	See Photos	606.5	1117B.9.2	4.24.6	25- 775
715		At the closet, the clothes rod, at 65" AFF, and shelf, at 69" AFF, are above the maximum accessible height of 48". There is a provision to reposition the clothes rod to an accessible height, however, there is no provision to reposition the shelf.	See Photos	308.3.1	1125B.3	4.25.3	25- 775

Levi Stadium

Accessibility Survey - McBrayer Data

Item	Location	Description of Identified Barrier	As-Built	2010 ADAS	2010 CBC	1991 ADAAG	Photo
716		All operable parts of the telephone are not within a 48" maximum high accessible reach range.	49-3/4" AFF	308.3.1			25- 776
717	SAP Tower Suite 712	There is no accessible height dining surface between 28" minimum and 34" maximum AFF. There is a high top rectangular table.	42" AFF	902.3			25- 781
718		There is no accessible height dining surface, between 28" minimum and 34" maximum AFF, with a view of the playing field. There are high counters at the windows.	42" AFF	902.2, 902.3	1122B.4	4.32.4	25- 781
719		At the sink, where the base cabinets have been configured to allow for a forward approach, barriers to a forward approach to the sink include: 1. Water supply lines are not fully insulated to protect against contact. 2. The space below the sink is not free from sharp or abrasive surfaces, there are sharp edges at the corners of the sink. 3. Stainless steel sinks are not insulated to protect against contact.	See Photos	606.5	1117B.9.2	4.24.6	25- 782
720		At the closet, the clothes rod, at 65" AFF, and shelf, at 69" AFF, are above the maximum accessible height of 48". There is a provision to reposition the clothes rod to an accessible height, however, there is no provision to reposition the shelf.	See Photos	308.3.1	1125B.3	4.25.3	25- 782
721		All operable parts of the telephone are not within a 48" maximum high accessible reach range.	49-3/4" AFF	308.3.1			25- 784
722	SAP Tower Suite 713	There is no accessible height dining surface between 28" minimum and 34" maximum AFF. There is a high top rectangular table.	42" AFF	902.3			25- 795
723		There is no accessible height dining surface, between 28" minimum and 34" maximum AFF, with a view of the playing field. There are high counters at the windows.	42" AFF	902.2, 902.3	1122B.4	4.32.4	25- 794

Levi Stadium

Accessibility Survey - McBrayer Data

Item	Location	Description of Identified Barrier	As-Built	2010 ADAS	2010 CBC	1991 ADAAG	Photo
724		At the sink, where the base cabinets have been configured to allow for a forward approach, barriers to a forward approach to the sink include: 1. Water supply lines are not fully insulated to protect against contact. 2. The space below the sink is not free from sharp or abrasive surfaces, there are sharp edges at the corners of the sink. 3. Stainless steel sinks are not insulated to protect against contact.	See Photos	606.5	1117B.9.2	4.24.6	25- 796
725		At the closet, the clothes rod, at 65" AFF, and shelf, at 69" AFF, are above the maximum accessible height of 48". There is a provision to reposition the clothes rod to an accessible height, however, there is no provision to reposition the shelf.	See Photos	308.3.1	1125B.3	4.25.3	25- 796
726		All operable parts of the telephone are not within a 48" maximum high accessible reach range.	49-1/2" AFF	308.3.1			25- 797
727	SAP Tower Suite 714	There is no accessible height dining surface between 28" minimum and 34" maximum AFF. There is a high top rectangular table.	42" AFF	902.3			25- 802
728		There is no accessible height dining surface, between 28" minimum and 34" maximum AFF, with a view of the playing field. There are high counters at the windows.	42" AFF	902.2, 902.3	1122B.4	4.32.4	25- 801
729		At the sink, where the base cabinets have been configured to allow for a forward approach, barriers to a forward approach to the sink include: 1. Water supply lines are not fully insulated to protect against contact. 2. The space below the sink is not free from sharp or abrasive surfaces, there are sharp edges at the corners of the sink. 3. Stainless steel sinks are not insulated to protect against contact.	See Photos	606.5	1117B.9.2	4.24.6	25- 803
730		At the closet, the clothes rod, at 65" AFF, and shelf, at 69" AFF, are above the maximum accessible height of 48". There is a provision to reposition the clothes rod to an accessible height, however, there is no provision to reposition the shelf.	See Photos	308.3.1	1125B.3	4.25.3	25- 803

Levi Stadium

Accessibility Survey - McBrayer Data

Item	Location	Description of Identified Barrier	As-Built	2010 ADAS	2010 CBC	1991 ADAAG	Photo
731		All operable parts of the telephone are not within a 48" maximum high accessible reach range.	49-3/4" AFF	308.3.1			25- 804
732	SAP Tower Suite 715	There is no accessible height dining surface between 28" minimum and 34" maximum AFF. There is a high top rectangular table.	42" AFF	902.3			25- 810
733		There is no accessible height dining surface, between 28" minimum and 34" maximum AFF, with a view of the playing field. There are high counters at the windows.	42" AFF	902.2, 902.3	1122B.4	4.32.4	25- 808
734		At the sink, where the base cabinets have been configured to allow for a forward approach, barriers to a forward approach to the sink include: 1. Water supply lines are not fully insulated to protect against contact. 2. The space below the sink is not free from sharp or abrasive surfaces, there are sharp edges at the corners of the sink. 3. Stainless steel sinks are not insulated to protect against contact.	See Photos	606.5	1117B.9.2	4.24.6	25- 808
735		At the closet, the clothes rod, at 65" AFF, and shelf, at 69" AFF, are above the maximum accessible height of 48". There is a provision to reposition the clothes rod to an accessible height, however, there is no provision to reposition the shelf.	See Photos	308.3.1	1125B.3	4.25.3	25- 811
736		All operable parts of the telephone are not within a 48" maximum high accessible reach range.	49-3/4" AFF	308.3.1			25- 813
737	SAP Tower Suite 716	There is no accessible height dining surface between 28" minimum and 34" maximum AFF. There is a high top rectangular table.	42" AFF	902.3			25- 818
738		There is no accessible height dining surface, between 28" minimum and 34" maximum AFF, with a view of the playing field. There are high counters at the windows.	42" AFF	902.2, 902.3	1122B.4	4.32.4	25- 817

Levi Stadium

Accessibility Survey - McBrayer Data

Item	Location	Description of Identified Barrier	As-Built	2010 ADAS	2010 CBC	1991 ADAAG	Photo
739		At the sink, where the base cabinets have been configured to allow for a forward approach, barriers to a forward approach to the sink include: 1. Water supply lines are not fully insulated to protect against contact. 2. The space below the sink is not free from sharp or abrasive surfaces, there are sharp edges at the corners of the sink. 3. Stainless steel sinks are not insulated to protect against contact.	See Photos	606.5	1117B.9.2	4.24.6	25- 819
740		At the closet, the clothes rod, at 65" AFF, and shelf, at 69" AFF, are above the maximum accessible height of 48". There is a provision to reposition the clothes rod to an accessible height, however, there is no provision to reposition the shelf.	See Photos	308.3.1	1125B.3	4.25.3	25- 819
741		All operable parts of the telephone are not within a 48" maximum high accessible reach range.	49-3/4" AFF	308.3.1			25- 820
742	SAP Tower Suite 717	There is no accessible height dining surface between 28" minimum and 34" maximum AFF. There is a high top rectangular table.	42" AFF	902.3			25- 825
743		There is no accessible height dining surface, between 28" minimum and 34" maximum AFF, with a view of the playing field. There are high counters at the windows.	42" AFF	902.2, 902.3	1122B.4	4.32.4	25- 824
744		At the sink, where the base cabinets have been configured to allow for a forward approach, barriers to a forward approach to the sink include: 1. Water supply lines are not fully insulated to protect against contact. 2. The space below the sink is not free from sharp or abrasive surfaces, there are sharp edges at the corners of the sink. 3. Stainless steel sinks are not insulated to protect against contact.	See Photos	606.5	1117B.9.2	4.24.6	25- 826
745		At the closet, the clothes rod, at 65" AFF, and shelf, at 69" AFF, are above the maximum accessible height of 48". There is a provision to reposition the clothes rod to an accessible height, however, there is no provision to reposition the shelf.	See Photos	308.3.1	1125B.3	4.25.3	25- 826

Levi Stadium

Accessibility Survey - McBrayer Data

Item	Location	Description of Identified Barrier	As-Built	2010 ADAS	2010 CBC	1991 ADAAG	Photo
746		All operable parts of the telephone are not within a 48" maximum high accessible reach range.	50-3/8" AFF	308.3.1			25- 827
747	SAP Tower Suite 718	There is no accessible height dining surface between 28" minimum and 34" maximum AFF. There is a high top rectangular table.	42" AFF	902.3			25- 834
748		There is no accessible height dining surface, between 28" minimum and 34" maximum AFF, with a view of the playing field. There are high counters at the windows.	42" AFF	902.2, 902.3	1122B.4	4.32.4	25- 833
749		At the sink, where the base cabinets have been configured to allow for a forward approach, barriers to a forward approach to the sink include: 1. Water supply lines are not fully insulated to protect against contact. 2. The space below the sink is not free from sharp or abrasive surfaces, there are sharp edges at the corners of the sink. 3. Stainless steel sinks are not insulated to protect against contact.	See Photos	606.5	1117B.9.2	4.24.6	25- 834
750		At the closet, the clothes rod, at 65" AFF, and shelf, at 69" AFF, are above the maximum accessible height of 48". There is a provision to reposition the clothes rod to an accessible height, however, there is no provision to reposition the shelf.	See Photos	308.3.1	1125B.3	4.25.3	25- 834
751		All operable parts of the telephone are not within a 48" maximum high accessible reach range.	49-3/4" AFF	308.3.1			25- 835
752	SAP Tower Suite 719	There is no accessible height dining surface between 28" minimum and 34" maximum AFF. There is a high top rectangular table.	42" AFF	902.3			25- 840
753		There is no accessible height dining surface, between 28" minimum and 34" maximum AFF, with a view of the playing field. There are high counters at the windows.	42" AFF	902.2, 902.3	1122B.4	4.32.4	25- 839

Levi Stadium

Accessibility Survey - McBrayer Data

Item	Location	Description of Identified Barrier	As-Built	2010 ADAS	2010 CBC	1991 ADAAG	Photo
754		At the sink, where the base cabinets have been configured to allow for a forward approach, barriers to a forward approach to the sink include: 1. Water supply lines are not fully insulated to protect against contact. 2. The space below the sink is not free from sharp or abrasive surfaces, there are sharp edges at the corners of the sink. 3. Stainless steel sinks are not insulated to protect against contact.	See Photos	606.5	1117B.9.2	4.24.6	25- 841
755		At the closet, the clothes rod, at 65" AFF, and shelf, at 69" AFF, are above the maximum accessible height of 48". There is a provision to reposition the clothes rod to an accessible height, however, there is no provision to reposition the shelf.	See Photos	308.3.1	1125B.3	4.25.3	25- 841
756		All operable parts of the telephone are not within a 48" maximum high accessible reach range.	49-3/4" AFF	308.3.1			25- 845
757	SAP Tower Suite 720	There is no accessible height dining surface between 28" minimum and 34" maximum AFF. There is a high top rectangular table.	42" AFF	902.3			25- 850
758	SAP Tower Suite 720	There is no accessible height dining surface, between 28" minimum and 34" maximum AFF, with a view of the playing field. There are high counters at the windows.	42" AFF	902.2, 902.3	1122B.4	4.32.4	25- 849
759		At the sink, where the base cabinets have been configured to allow for a forward approach, barriers to a forward approach to the sink include: 1. Water supply lines are not fully insulated to protect against contact. 2. The space below the sink is not free from sharp or abrasive surfaces, there are sharp edges at the corners of the sink. 3. Stainless steel sinks are not insulated to protect against contact.	See Photos	606.5	1117B.9.2	4.24.6	25- 851
760		At the closet, the clothes rod, at 65" AFF, and shelf, at 69" AFF, are above the maximum accessible height of 48". There is a provision to reposition the clothes rod to an accessible height, however, there is no provision to reposition the shelf.	See Photos	308.3.1	1125B.3	4.25.3	25- 851



Levi Stadium

## Accessibility Survey - McBrayer Data

Item	Location	Description of Identified Barrier	As-Built	2010 ADAS	2010 CBC	1991 ADAAG	Photo
761		All operable parts of the telephone are not within a 48" maximum high accessible reach range.	49-3/4" AFF	308.3.1			25- 852
762	SAP Tower Suite 721	There is no accessible height dining surface between 28" minimum and 34" maximum AFF. There is a high top rectangular table.	42" AFF	902.3			25- 857
763		There is no accessible height dining surface, between 28" minimum and 34" maximum AFF, with a view of the playing field. There are high counters at the windows.	42" AFF	902.2, 902.3	1122B.4	4.32.4	25- 856
764		At the sink, where the base cabinets have been configured to allow for a forward approach, barriers to a forward approach to the sink include: 1. Water supply lines are not fully insulated to protect against contact. 2. The space below the sink is not free from sharp or abrasive surfaces, there are sharp edges at the corners of the sink. 3. Stainless steel sinks are not insulated to protect against contact.	See Photos	606.5	1117B.9.2	4.24.6	25- 858
765		At the closet, there is a provision to re-position the clothes rod to an accessible height. There is no provision to provide a shelf at an accessible height.	See Photos	308.3.1	1125B.3	4.25.3	25- 858
766		At the closet, the clothes rod, at 65" AFF, and shelf, at 69" AFF, are above the maximum accessible height of 48". There is a provision to reposition the clothes rod to an accessible height, however, there is no provision to reposition the shelf.	49-1/2" AFF	308.3.1			25- 861
767		All operable parts of the telephone are not within a 48" maximum high accessible reach range.	49-3/4" AFF	902.3			25- 864
768	SAP Tower Suite 722	There is no accessible height dining surface, between 28" minimum and 34" maximum AFF, with a view of the playing field. There are high counters at the windows.	42" AFF	902.2, 902.3	1122B.4	4.32.4	25- 865

Levi Stadium

Accessibility Survey - McBrayer Data

Item	Location	Description of Identified Barrier	As-Built	2010 ADAS	2010 CBC	1991 ADAAG	Photo
769		At the sink, where the base cabinets have been configured to allow for a forward approach, barriers to a forward approach to the sink include: 1. Water supply lines are not fully insulated to protect against contact. 2. The space below the sink is not free from sharp or abrasive surfaces, there are sharp edges at the corners of the sink. 3. Stainless steel sinks are not insulated to protect against contact.	See Photos	606.5	1117B.9.2	4.24.6	25- 867
770		At the closet, the clothes rod, at 65" AFF, and shelf, at 69" AFF, are above the maximum accessible height of 48". There is a provision to reposition the clothes rod to an accessible height, however, there is no provision to reposition the shelf.	See Photos	308.3.1	1125B.3	4.25.3	25- 867
771		All operable parts of the telephone are not within a 48" maximum high accessible reach range.	49-3/4" AFF	308.3.1			25- 868
772	SAP Tower Suite 723	There is no accessible height dining surface between 28" minimum and 34" maximum AFF. There is a high top rectangular table.	42" AFF	902.3			25- 873
773		There is no accessible height dining surface, between 28" minimum and 34" maximum AFF, with a view of the playing field. There are high counters at the windows.	42" AFF	902.2, 902.3	1122B.4	4.32.4	25- 872
774		At the sink, where the base cabinets have been configured to allow for a forward approach, barriers to a forward approach to the sink include: 1. Water supply lines are not fully insulated to protect against contact. 2. The space below the sink is not free from sharp or abrasive surfaces, there are sharp edges at the corners of the sink. 3. Stainless steel sinks are not insulated to protect against contact.	See Photos	606.5	1117B.9.2	4.24.6	25- 874
775		At the closet, the clothes rod, at 65" AFF, and shelf, at 69" AFF, are above the maximum accessible height of 48". There is a provision to reposition the clothes rod to an accessible height, however, there is no provision to reposition the shelf.	See Photos	308.3.1	1125B.3	4.25.3	25- 874

Levi Stadium

Accessibility Survey - McBrayer Data

Item	Location	Description of Identified Barrier	As-Built	2010 ADAS	2010 CBC	1991 ADAAG	Photo
776		All operable parts of the telephone are not within a 48" maximum high accessible reach range.	50-3/8" AFF	308.3.1			25- 875
777	SAP Tower Suite 724	There is no accessible height dining surface between 28" minimum and 34" maximum AFF. There is a high top rectangular table.	42" AFF	902.3			25- 878
778	SAP Tower Suite 724	There is no accessible height dining surface, between 28" minimum and 34" maximum AFF, with a view of the playing field. There are high counters at the windows.	42" AFF	902.2, 902.3	1122B.4	4.32.4	25- 880
779		At the sink, where the base cabinets have been configured to allow for a forward approach, barriers to a forward approach to the sink include: 1. Water supply lines are not fully insulated to protect against contact. 2. The space below the sink is not free from sharp or abrasive surfaces, there are sharp edges at the corners of the sink. 3. Stainless steel sinks are not insulated to protect against contact.	See Photos	606.5	1117B.9.2	4.24.6	25- 881
780		At the closet, the clothes rod, at 65" AFF, and shelf, at 69" AFF, are above the maximum accessible height of 48". There is a provision to reposition the clothes rod to an accessible height, however, there is no provision to reposition the shelf.	See Photos	308.3.1	1125B.3	4.25.3	25- 881
781		All operable parts of the telephone are not within a 48" maximum high accessible reach range.	49-3/4" AFF	308.3.1			25- 882
782	SAP Tower Suite 725	There is no accessible height dining surface between 28" minimum and 34" maximum AFF. There is a high top rectangular table.	42" AFF	902.3			25- 888
783		There is no accessible height dining surface, between 28" minimum and 34" maximum AFF, with a view of the playing field. There are high counters at the windows.	42" AFF	902.2, 902.3	1122B.4	4.32.4	25-- 887

Levi Stadium

Accessibility Survey - McBrayer Data

Item	Location	Description of Identified Barrier	As-Built	2010 ADAS	2010 CBC	1991 ADAAG	Photo
784		At the sink, where the base cabinets have been configured to allow for a forward approach, barriers to a forward approach to the sink include: 1. Water supply lines are not fully insulated to protect against contact. 2. The space below the sink is not free from sharp or abrasive surfaces, there are sharp edges at the corners of the sink. 3. Stainless steel sinks are not insulated to protect against contact.	See Photos	606.5	1117B.9.2	4.24.6	25- 889, 25-890
785		At the ice sink, where the base cabinets have been configured to allow for a forward approach, barriers to a forward approach to the ice sink include: 1. The drain line is not fully insulated. 2. The space below the ice sink is not free from sharp or abrasive surfaces, there are sharp edges at the corners of the ice sink and at the drain piping. 3. Stainless steel ice sink is not insulated to protect against contact.	See Photos	606.5	1117B.9.2	4.24.6	25- 889. 25-891
786		At the closet, the clothes rod, at 65" AFF, and shelf, at 69" AFF, are above the maximum accessible height of 48". There is a provision to reposition the clothes rod to an accessible height, however, there is no provision to reposition the shelf.	See Photos	308.3.1	1125B.3	4.25.3	25- 889
787		All operable parts of the telephone are not within a 48" maximum high accessible reach range.	49-1/2" AFF	308.3.1			25- 892
788	SAP Tower Suite 726	There is no accessible height dining surface between 28" minimum and 34" maximum AFF. There is a high top rectangular table.	42" AFF	902.3			26- 36
789		There is no accessible height dining surface, between 28" minimum and 34" maximum AFF, with a view of the playing field. There are high counters at the windows.	42" AFF	902.2, 902.3	1122B.4	4.32.4	26- 37

Levi Stadium

Accessibility Survey - McBrayer Data

Item	Location	Description of Identified Barrier	As-Built	2010 ADAS	2010 CBC	1991 ADAAG	Photo
790		At the sink, where the base cabinets have been configured to allow for a forward approach, barriers to a forward approach to the sink include: 1. Water supply lines are not fully insulated to protect against contact. 2. The space below the sink is not free from sharp or abrasive surfaces, there are sharp edges at the corners of the sink. 3. Stainless steel sinks are not insulated to protect against contact.	See Photos	606.5	1117B.9.2	4.24.6	26- 39, 26-40
791		At the ice sink, where the base cabinets have been configured to allow for a forward approach, barriers to a forward approach to the ice sink include: 1. The drain line is not fully insulated. 2. The space below the ice sink is not free from sharp or abrasive surfaces, there are sharp edges at the corners of the ice sink and at the drain piping. 3. Stainless steel ice sink is not insulated to protect against contact.	See Photos	606.5	1117B.9.2	4.24.6	26- 39, 26-40
792		At the closet, the clothes rod, at 65" AFF, and shelf, at 69" AFF, are above the maximum accessible height of 48". There is a provision to reposition the clothes rod to an accessible height, however, there is no provision to reposition the shelf.	See Photos	308.3.1	1125B.3	4.25.3	26- 39
793		All operable parts of the telephone are not within a 48" maximum high accessible reach range.	49-3/4" AFF	308.3.1			26- 38
794	SAP Tower Suite 727	There is no accessible height dining surface between 28" minimum and 34" maximum AFF. There is a high top rectangular table.	42" AFF	902.3			26- 54
795		There is no accessible height dining surface, between 28" minimum and 34" maximum AFF, with a view of the playing field. There are high counters at the windows.	42" AFF	902.2, 902.3	1122B.4	4.32.4	26- 52

Levi Stadium

Accessibility Survey - McBrayer Data

Item	Location	Description of Identified Barrier	As-Built	2010 ADAS	2010 CBC	1991 ADAAG	Photo
796		At the sink, where the base cabinets have been configured to allow for a forward approach, barriers to a forward approach to the sink include: 1. Water supply lines are not fully insulated to protect against contact. 2. The space below the sink is not free from sharp or abrasive surfaces, there are sharp edges at the corners of the sink. 3. Stainless steel sinks are not insulated to protect against contact.	See Photos	606.5	1117B.9.2	4.24.6	26- 54
797		At the closet, the clothes rod, at 65" AFF, and shelf, at 69" AFF, are above the maximum accessible height of 48". There is a provision to reposition the clothes rod to an accessible height, however, there is no provision to reposition the shelf.	See Photos	308.3.1	1125B.3	4.25.3	26- 54
798		All operable parts of the telephone are not within a 48" maximum high accessible reach range.	49- 1/2" AFF	308.3.1			26- 55
799	SAP Tower Suite 728	There is no accessible height dining surface between 28" minimum and 34" maximum AFF. There is a high top rectangular table.	42" AFF	902.3			26- 61
800		There is no accessible height dining surface, between 28" minimum and 34" maximum AFF, with a view of the playing field. There are high counters at the windows.	42" AFF	902.2, 902.3	1122B.4	4.32.4	26- 62
801		At the sink, where the base cabinets have been configured to allow for a forward approach, barriers to a forward approach to the sink include: 1. Water supply lines are not fully insulated to protect against contact. 2. The space below the sink is not free from sharp or abrasive surfaces, there are sharp edges at the corners of the sink. 3. Stainless steel sinks are not insulated to protect against contact.	See Photos	606.5	1117B.9.2	4.24.6	26- 63
802		At the closet, the clothes rod, at 65" AFF, and shelf, at 69" AFF, are above the maximum accessible height of 48". There is a provision to reposition the clothes rod to an accessible height, however, there is no provision to reposition the shelf.	See Photos	308.3.1	1125B.3	4.25.3	26- 63

Levi Stadium

Accessibility Survey - McBrayer Data

Item	Location	Description of Identified Barrier	As-Built	2010 ADAS	2010 CBC	1991 ADAAG	Photo
803		All operable parts of the telephone are not within a 48" maximum high accessible reach range.	49-3/4" AFF	308.3.1			26- 64, 26- 65
804	SAP Tower Suite 729	There is no accessible height dining surface between 28" minimum and 34" maximum AFF. There is a high top rectangular table.	42" AFF	902.3			26- 68
805		There is no accessible height dining surface, between 28" minimum and 34" maximum AFF, with a view of the playing field. There are high counters at the windows.	42" AFF	902.2, 902.3	1122B.4	4.32.4	26- 69
806		At the sink, where the base cabinets have been configured to allow for a forward approach, barriers to a forward approach to the sink include: 1. Water supply lines are not fully insulated to protect against contact. 2. The space below the sink is not free from sharp or abrasive surfaces, there are sharp edges at the corners of the sink. 3. Stainless steel sinks are not insulated to protect against contact.	See Photos	606.5	1117B.9.2	4.24.6	26- 71
807		At the closet, the clothes rod, at 65" AFF, and shelf, at 69" AFF, are above the maximum accessible height of 48". There is a provision to reposition the clothes rod to an accessible height, however, there is no provision to reposition the shelf.	See Photos	308.3.1	1125B.3	4.25.3	26- 71
808		All operable parts of the telephone are not within a 48" maximum high accessible reach range.	49-3/4" AFF	308.3.1			26- 72
809	SAP Tower Suite 730	There is no accessible height dining surface between 28" minimum and 34" maximum AFF. There is a high top rectangular table.	42" AFF	902.3			26- 78
810		There is no accessible height dining surface, between 28" minimum and 34" maximum AFF, with a view of the playing field. There are high counters at the windows.	42" AFF	902.2, 902.3	1122B.4	4.32.4	26- 77

Levi Stadium

Accessibility Survey - McBrayer Data

Item	Location	Description of Identified Barrier	As-Built	2010 ADAS	2010 CBC	1991 ADAAG	Photo
811		At the sink, where the base cabinets have been configured to allow for a forward approach, barriers to a forward approach to the sink include: 1. Water supply lines are not fully insulated to protect against contact. 2. The space below the sink is not free from sharp or abrasive surfaces, there are sharp edges at the corners of the sink. 3. Stainless steel sinks are not insulated to protect against contact.	See Photos	606.5	1117B.9.2	4.24.6	26- 79
812		At the closet, the clothes rod, at 65" AFF, and shelf, at 69" AFF, are above the maximum accessible height of 48". There is a provision to reposition the clothes rod to an accessible height, however, there is no provision to reposition the shelf.	See Photos	308.3.1	1125B.3	4.25.3	26- 79
813		All operable parts of the telephone are not within a 48" maximum high accessible reach range.	49-3/4" AFF	308.3.1			26- 80
814	SAP Tower Suite 731	There is no accessible height dining surface between 28" minimum and 34" maximum AFF. There is a high top rectangular table.	42" AFF	902.3			26- 83
815		There is no accessible height dining surface, between 28" minimum and 34" maximum AFF, with a view of the playing field. There are high counters at the windows.	42" AFF	902.2, 902.3	1122B.4	4.32.4	26- 84
816		At the sink, where the base cabinets have been configured to allow for a forward approach, barriers to a forward approach to the sink include: 1. Water supply lines are not fully insulated to protect against contact. 2. The space below the sink is not free from sharp or abrasive surfaces, there are sharp edges at the corners of the sink. 3. Stainless steel sinks are not insulated to protect against contact.	See Photos	606.5	1117B.9.2	4.24.6	26-- 85
817		At the closet, the clothes rod, at 65" AFF, and shelf, at 69" AFF, are above the maximum accessible height of 48". There is a provision to reposition the clothes rod to an accessible height, however, there is no provision to reposition the shelf.	See Photos	308.3.1	1125B.3	4.25.3	26- 85



Levi Stadium

Accessibility Survey - McBrayer Data

Item	Location	Description of Identified Barrier	As-Built	2010 ADAS	2010 CBC	1991 ADAAG	Photo
818		All operable parts of the telephone are not within a 48" maximum high accessible reach range.	49-3/4" AFF	308.3.1			26- 86
819	SAP Tower Suite 732	There is no accessible height dining surface between 28" minimum and 34" maximum AFF. There is a high top rectangular table.	42" AFF	902.3			26- 92
820		There is no accessible height dining surface, between 28" minimum and 34" maximum AFF, with a view of the playing field. There are high counters at the windows.	42" AFF	902.2, 902.3	1122B.4	4.32.4	26- 91
821		At the sink, where the base cabinets have been configured to allow for a forward approach, barriers to a forward approach to the sink include: 1. Water supply lines are not fully insulated to protect against contact. 2. The space below the sink is not free from sharp or abrasive surfaces, there are sharp edges at the corners of the sink. 3. Stainless steel sinks are not insulated to protect against contact.	See Photos	606.5	1117B.9.2	4.24.6	26- 93
822		At the closet, the clothes rod, at 65" AFF, and shelf, at 69" AFF, are above the maximum accessible height of 48". There is a provision to reposition the clothes rod to an accessible height, however, there is no provision to reposition the shelf.	See Photos	308.3.1	1125B.3	4.25.3	26-93
823		All operable parts of the telephone are not within a 48" maximum high accessible reach range.	49-3/4" AFF	308.3.1			26- 94
824	SAP Tower Suite 733	There is no accessible height dining surface between 28" minimum and 34" maximum AFF. There is a high top rectangular table.	42" AFF	902.3			26- 100
825		There is no accessible height dining surface, between 28" minimum and 34" maximum AFF, with a view of the playing field. There are high counters at the windows.	42" AFF	902.2, 902.3	1122B.4	4.32.4	26- 98

Levi Stadium

Accessibility Survey - McBrayer Data

Item	Location	Description of Identified Barrier	As-Built	2010 ADAS	2010 CBC	1991 ADAAG	Photo
826		At the sink, where the base cabinets have been configured to allow for a forward approach, barriers to a forward approach to the sink include: 1. Water supply lines are not fully insulated to protect against contact. 2. The space below the sink is not free from sharp or abrasive surfaces, there are sharp edges at the corners of the sink. 3. Stainless steel sinks are not insulated to protect against contact.	See Photos	606.5	1117B.9.2	4.24.6	26- 101
827		At the closet, the clothes rod, at 65" AFF, and shelf, at 69" AFF, are above the maximum accessible height of 48". There is a provision to reposition the clothes rod to an accessible height, however, there is no provision to reposition the shelf.	See Photos	308.3.1	1125B.3	4.25.3	26- 101
828		All operable parts of the telephone are not within a 48" maximum high accessible reach range.	49-3/4" AFF	308.3.1			26- 102
829	SAP Tower Suite 734	There is no accessible height dining surface between 28" minimum and 34" maximum AFF. There is a high top rectangular table.	42" AFF	902.3			26- 107
830		There is no accessible height dining surface, between 28" minimum and 34" maximum AFF, with a view of the playing field. There are high counters at the windows.	42" AFF	902.2, 902.3	1122B.4	4.32.4	26- 106
831		At the sink, where the base cabinets have been configured to allow for a forward approach, barriers to a forward approach to the sink include: 1. Water supply lines are not fully insulated to protect against contact. 2. The space below the sink is not free from sharp or abrasive surfaces, there are sharp edges at the corners of the sink. 3. Stainless steel sinks are not insulated to protect against contact.	See Photos	606.5	1117B.9.2	4.24.6	26- 108
832		At the closet, the clothes rod, at 65" AFF, and shelf, at 69" AFF, are above the maximum accessible height of 48". There is a provision to reposition the clothes rod to an accessible height, however, there is no provision to reposition the shelf.	See Photos	308.3.1	1125B.3	4.25.3	26- 108

Levi Stadium

Accessibility Survey - McBrayer Data

Item	Location	Description of Identified Barrier	As-Built	2010 ADAS	2010 CBC	1991 ADAAG	Photo
833		All operable parts of the telephone are not within a 48" maximum high accessible reach range.	49-3/4" AFF	308.3.1			26- 109
834	<b>300 Level Main Concourse</b>						
835	Candlestick Pub	The service counter heights vary from 39-1/2" to 40-7/8", higher than the 36" high maximum AFF for accessible service counters.	See Photos	904.4.1	1122.B.5 Maximum height 34" AFF	7.2	22- 73, 22- 75, 22- 77, 22- 116, 22- 117, 22-120, 22- 121
836		The queue areas are marked out with tape. The widths of the lanes vary from 30" to 36" wide with 30" at the 180 degree turns, less than the required 42" minimum width where there is 48" at the turn or 36" minimum width where there is 60" at the turn. This appears to be typical at all concession stand queue areas	See Photos	403.5.1, 403.5.2		4.3.3	22- 84, 22- 85, 22- 90, 22- 91, 22- 93, 22- 94, 22- 112, 22- 113
837	Kezar Sports Bar	The service counter heights vary from 37-9/16 to 38-5/16", higher than the 36" high maximum AFF	See Photos	904.4.1	1122.B.5 Maximum height 34" AFF	7.2 (1)	22- 321, 22- 322, 22-327, 22- 328
838		The queue areas are marked out with tape. The widths of the lanes vary from 30" to 36" wide with 30" at the 180 degree turns, less than the required 42" minimum width where there is 48" at the turn or 36" minimum width where there is 60" at the turn. This appears to be typical at all concession stand queue areas	See Photos	403.5.1, 403.5.2		4.3.3	22- 314, 22- 315, 22-316, 22-317, 22- 84, 22- 85, 22- 88, 22- 91, 22- 93, 22- 94

Levi Stadium

Accessibility Survey - McBrayer Data

Item	Location	Description of Identified Barrier	As-Built	2010 ADAS	2010 CBC	1991 ADAAG	Photo
839	Portable Condiment Station	At the portable condiment station set up for review, the handle for the dispensers for catchup, mustard, and relish is at 51" AFF when at its highest point in its range of motion, higher than the 48" maximum accessible high reach.	See Photos	308.3.1			26- 419, 26-416, 26- 417
840	Franks Concession Stand at Section 104	At the Franks concessions stand at the Section 104, there are 5 sales positions at the concession counter. None of the sales positions have an accessible portion of the counter that is 36" minimum long and that extends the same depth as the sales counter. At sales position 1 and 2, there is a 26-1/4" long portion of the counter that extends the full depth of the counter top between the Micros cash registers. At sales position 3 and 4, there is a 23-3/8" long portion of the counter that extends the full depth of the counter top between the Micros cash registers. At sales position 1, there is 22" between the roll down door guide and the Micros cash register.	See Photos	904.4, 904.4.1	1122B.5	7.2	24- 319, 24-326, 24- 327, 24- 336, 24-338

Levi Stadium

Accessibility Survey - McBrayer Data

Item	Location	Description of Identified Barrier	As-Built	2010 ADAS	2010 CBC	1991 ADAAG	Photo
841	Franks Concession Stand at Section 129	At the Franks concessions stand at Section 129, there are 6 sales positions at the concession counter. None of the sales positions have an accessible portion of the counter that is 36" minimum long and that extends the same depth as the sales counter. At sales position 1, there is 32-3/4" between the roll down door guide and the Micros cash register. At sales position 2 and 3, there is an 21-1/2" long portion of the counter that extends the full depth of the counter top between the Micros cash registers. At sales position 4 and 5, there is an 31" long portion of the counter that extends the full depth of the counter top between the Micros cash registers. At sales position 6, there is 18" between the roll down door guide and the Micros cash register.	See Photos	904.4, 904.4.1	1122B.5	7.2	26- 422, 26- 425, 26- 426, 24- 428, 24- 429, 26- 434, 26- 438 , 26- 439
842		The queue areas are marked out with tape. The widths of the lanes vary from 35" to 38" wide with 31" at the 180 degree turns, less than the required 42" minimum width where there is 48" at the turn or 36" minimum width where there is 60" at the turn. This appears to be typical at all concession stand queue areas	See Photos	403.5.1, 403.5.2		4.3.3	26- 448, 26- 461, 26- 462, 26- 459, 26- 460, 26- 463, 26- 466
843	Dining Counters	Dining counters at section 130 and 131 are not configured to allow for a forward approach. There is a horizontal pipe between the support posts that obstructs a forward approach by a person in a wheelchair.	See Photos	902.2	1122B.3	4.32.3	22- 156, 22- 157, 22- 158, 22-159, 22- 160, 22-177

Levi Stadium

Accessibility Survey - McBrayer Data

Item	Location	Description of Identified Barrier	As-Built	2010 ADAS	2010 CBC	1991 ADAAG	Photo
844		Dining counters at Section 127 are not configured to allow for a forward approach. There is a horizontal pipe between the support posts that obstructs a forward approach by a person in a wheelchair. The 4 dining counters at this location vary in height from 34-5/16 to 34-13/16, outside of the height range of 28" minimum and 34" maximum for an accessible dining surface.	See Photos	902.2, 902.3	1122B.3, 1122B.5	4.32.3	22- 198, 22- 199, 22- 200, 22- 201, 22- 202 22- 203, 22- 204, 22- 205
845		Dining counters at Section 124 are not configured to allow for a forward approach. There is a horizontal pipe between the support posts that obstructs a forward approach by a person in a wheelchair.	See Photos	902.2	1122B.3	4.32.3	22- 222
846		Dining counters at Sections 118 and 119 are not configured to allow for a forward approach. There is a horizontal pipe between the support posts that obstructs a forward approach by a person in a wheelchair.	See Photos	902.2	1122B.3	4.32.3	22- 228
847		Dining counters at Sections 117 and 116 are not configured to allow for a forward approach. There is a horizontal pipe between the support posts that obstructs a forward approach by a person in a wheelchair.	See Photos	902.2	1122B.3	4.32.3	22- 237
848		Dining counters at Sections 111, 112, 113 and 114 are not configured to allow for a forward approach. There is a horizontal pipe between the support posts that obstructs a forward approach by a person in a wheelchair.	See Photos	902.2	1122B.3	4.32.3	22-265
849		Dining counters at Sections 145 and 146 are not configured to allow for a forward approach. There is a horizontal pipe between the support posts that obstructs a forward approach by a person in a wheelchair.	See Photos	902.2	1122B.3	4.32.3	22- 331

Levi Stadium

Accessibility Survey - McBrayer Data

Item	Location	Description of Identified Barrier	As-Built	2010 ADAS	2010 CBC	1991 ADAAG	Photo
850	Verizon Kiosks	The kiosk at Section 125 is on a raised platform with a sloped change in level of 1-5/8" in 6" (27% slope), exceeding the maximum running slope of 5% for a walking surface and 8.33% for a ramp	See Photos	303.4, 403.3	1124B.2	4.5.2	22- 213, 22- 214, 22- 215, 22- 217
851		At the kiosk in Section 125, the counter at height is 43-7/8" AFF, 42-1/4" above platform, higher than the 36" maximum for an accessible service counter	See Photos	904.4.1			22- 218, 22- 221
852		The kiosk at Section 105 is on a raised platform with a sloped change in level of 1-5/8" in 6" (27% slope), exceeding the maximum running slope of 5% for a walking surface and 8.33% for a ramp	See Photos	303.4, 403.3	1124B.2	4.5.2	22- 293, 22- 294, 22- 296, 22- 297, 22- 298
853		At the kiosk in Section 125, the counter height is 43-7/8" AFF, 42-1/4" above platform, higher than the 36" maximum for an accessible service counter	See Photos	904.4.1			22- 299, 22- 300
854	<b>700 Level Upper Concourse</b>						
855	Dining Counters	Dining counters at Section 328 are not configured to allow for a forward approach. There is a horizontal pipe between the support posts that obstructs a forward approach by a person in a wheelchair.	See Photos	902.2	1122B.3	4.32.3	23- 32
856		Dining counters at Section 324 and 325 are not configured to allow for a forward approach. There is a horizontal pipe between the support posts that obstructs a forward approach by a person in a wheelchair.	See Photos	902.2	1122B.3	4.32.3	23- 107, 23- 112
857		Dining counters at Section 323 are not configured to allow for a forward approach. There is a horizontal pipe between the support posts that obstructs a forward approach by a person in a wheelchair.	See Photos	902.2	1122B.3	4.32.3	23- 123, 23- 124
858		Dining counters at Section 319 and 320 are not configured to allow for a forward approach. There is a horizontal pipe between the support posts that obstructs a forward approach by a person in a wheelchair.	See Photos	902.2	1122B.3	4.32.3	23- 138, 23- 139

Levi Stadium

Accessibility Survey - McBrayer Data

Item	Location	Description of Identified Barrier	As-Built	2010 ADAS	2010 CBC	1991 ADAAG	Photo
859		Dining counters at Section 317 are not configured to allow for a forward approach. There is a horizontal pipe between the support posts that obstructs a forward approach by a person in a wheelchair.	See Photos	902.2	1122B.3	4.32.3	23- 146
860		Dining counters at Section 314 and 315 are not configured to allow for a forward approach. There is a horizontal pipe between the support posts that obstructs a forward approach by a person in a wheelchair.	See Photos	902.2	1122B.3	4.32.3	23- 155, 23- 158
861		Dining counters at Section 312 are not configured to allow for a forward approach. There is a horizontal pipe between the support posts that obstructs a forward approach by a person in a wheelchair.	See Photos	902.2	1122B.3	4.32.3	23- 162
862		Dining counters at Section 309 and 310 are not configured to allow for a forward approach. There is a horizontal pipe between the support posts that obstructs a forward approach by a person in a wheelchair.	See Photos	902.2	1122B.3	4.32.3	23- 167
863		Dining counters at Section 306 are not configured to allow for a forward approach. There is a horizontal pipe between the support posts that obstructs a forward approach by a person in a wheelchair.	See Photos	902.2	1122B.3	4.32.3	23- 171
864		Dining counters at Section 304 and 305 are not configured to allow for a forward approach. There is a horizontal pipe between the support posts that obstructs a forward approach by a person in a wheelchair.	See Photos	902.2	1122B.3	4.32.3	23- 173
865		Dining counters at Section 301 are not configured to allow for a forward approach. There is a horizontal pipe between the support posts that obstructs a forward approach by a person in a wheelchair.	See Photos	902.2	1122B.3	4.32.3	23- 212



Levi Stadium

## Accessibility Survey - McBrayer Data

Item	Location	Description of Identified Barrier	As-Built	2010 ADAS	2010 CBC	1991 ADAAG	Photo
866	Portable Concession Stands	At the Links concession stand near gridline 83, there is a clear portion of the service counter between the card readers that is 29-1/4" long, less than the 36" minimum length the same depth as the countertop, required for parallel approach at an accessible service counter	See Photos	904.4, 904.4.1	1122B.5	7.2	24- 47, 24- 48, 24- 50
867		At the Curry concession stand near gridline 82, there is a clear portion of the service counter 10-1/2" long from the cash register to the raised portion of the counter, less than the 36" minimum length the same depth as the countertop, required for parallel approach at an accessible service counter	See Photos	904.4, 904.4.1	1122B.5	7.2	24- 56, 24- 60, 24- 61, 24- 66
868		At the Spirits concession stand near gridline 83, there is a clear portion of the service counter 19-1/2" long from the cash register to the raised portion of the counter, less than the 36" minimum length the same depth as the countertop, required for parallel approach at an accessible service counter	See Photos	904.4, 904.4.1	1122B.5	7.2	24- 67, 24- 68, 24- 69, 24- 71
869		At the Spirits concession stand near gridline 93, there is a clear portion of the service counter 19-1/4" long from the cash register to the raised portion of the counter, less than the 36" minimum length the same depth as the countertop, required for parallel approach at an accessible service counter	See Photos	904.4, 904.4.1	1122B.5	7.2	24- 76, 24- 77, 24- 78
870		At the Red Rooster Tacos concession stand near gridline 97, there is a clear portion of the service counter 22" long from the cash register to the raised portion of the counter, less than the 36" minimum length the same depth as the countertop, required for parallel approach at an accessible service counter	See Photos	904.4, 904.4.1	1122B.5	7.2	24- 82, 24- 83, 24- 84
871		At the Spirits concession stand near gridline 4, there is a clear portion of the service counter 17-1/4" long from the cash register to the raised portion of the counter, less than the 36" minimum length the same depth as the countertop, required for parallel approach at an accessible service counter	See Photos	904.4, 904.4.1	1122B.5	7.2	24- 89, 24- 90, 24- 91

Levi Stadium

## Accessibility Survey - McBrayer Data

Item	Location	Description of Identified Barrier	As-Built	2010 ADAS	2010 CBC	1991 ADAAG	Photo
872		At the Spirits concession stand near gridline 8, there is a clear portion of the service counter 17-3/8" long from the cash register to the raised portion of the counter, less than the 36" minimum length the same depth as the countertop, required for parallel approach at an accessible service counter	See Photos	904.4, 904.4.1	1122B.5	7.2	24- 94, 24- 96
873		At the Peet's Coffee concession stand near gridline 9, there is a clear portion of the service counter between the card readers that is 29-3/4" long (22" clear between the cash registers), less than the 36" minimum length the same depth as the countertop, required for parallel approach at an accessible service counter	See Photos	904.4, 904.4.1	1122B.5	7.2	24- 101, 24- 103, 24- 107
874		At the Ice Cream concession stand near gridline 16, there is an ice cream freezer in a portion of the service counter that is 24-1/2" long from the cash register to the raised portion of the counter. If the freezer was moved, this portion of the counter would be less than the 36" minimum length the same depth as the countertop, required for parallel approach at an accessible service counter	See Photos	904.4, 904.4.1	1122B.5	7.2	24- 112, 24- 113
875		At the Spirits concession stand near gridline 16, there is a clear portion of the service counter 17-1/2" long from the cash register to the raised portion of the counter, less than the 36" minimum length the same depth as the countertop, required for parallel approach at an accessible service counter	See Photos	904.4, 904.4.1	1122B.5	7.2	24- 114, 24- 115, 24- 116
876		At the Steamed Buns concession stand near gridline 16, there is a clear portion of the service counter 19-3/4" long from the cash register to the food enclosure, less than the 36" minimum length the same depth as the countertop, required for parallel approach at an accessible service counter	See Photos	904.4, 904.4.1	1122B.5	7.2	24- 119, 24- 120

Levi Stadium

## Accessibility Survey - McBrayer Data

Item	Location	Description of Identified Barrier	As-Built	2010 ADAS	2010 CBC	1991 ADAAG	Photo
877	South Concourse	There are benches with built-in shelves that appear to be intended to function as a dining surface. There are no shelves positioned for a forward approach and the shelves, at 25-3/4" AFF, are below the 28" AFF minimum height for an accessible dining surface.	See Photos	902.2, 902.3	1122B.4	4.32.4	23- 22, 22-23, 23- 25, 23-26, 23- 101
878		There are high top tables, at 42" AFF, higher than the 34" maximum AFF for an accessible dining surface. There are no accessible height dining surfaces.	See Photos	902.3			23- 28, 23-29, 23- 30, 23-31
879		The service counter at the portable Bud Light service bar is 38-1/4" AFF, higher than the 36" maximum AFF at an accessible service counter.	See photos	904.4.1			24- 40, 24-41, 24- 42
880	South Concourse - Bud Light raised platform	The transition strip at the bottom of the ramp is at 30.2%, steeper than the 8.33% maximum allowable slope at an accessible ramp.	See Photos	405.2	1133B.5	4.8.2	23- 56, 23-57, 23- 58, 23-59
881		The slope at the ramp varies from 8.6% to 9.9%, steeper than the 8.33% maximum allowable slope at an accessible ramp.	See Photos	405.2	1133B.5	4.8.2	23- 64, 23-65, 23- 66, 23-67, 23- 69, 23-70
882		There are areas where the coating on the ramp is chipped or peeling and where tape is peeling at joints, creating a floor surface that is not stable, firm, and slip resistant	See Photos	302.1	1124B.1		23- 63, 23-67, 23- 71
883		The ramp handrail extensions, at 9", do not extend horizontally above the landing for 12" minimum beyond the top and bottom of the ramp runs	See photos	505.10.1		4.8.5 (2)	23- 86, 23-87, 23- 84 23-85
884		At the west side of the platform, there is an unprotected gap of 2"	See photos	302.3	1124B.1	4.5.1	24- 31, 24-32

Levi Stadium

Accessibility Survey - McBrayer Data

Item	Location	Description of Identified Barrier	As-Built	2010 ADAS	2010 CBC	1991 ADAAG	Photo
885		There is a drink rail at the front section of the platform served by the stair. There is no drink rail at the section served by the ramp. The drink rail at the platform served by the stair is 41-1/4" AFF, higher than the 34" AFF maximum height for an accessible dining surface.	See photos	902.3	1122B.4	4.32.4	23-92, 23-95, 23-96
886		At the stair leading to the platform, there is a handrail on only one side of the stair, not on both sides as required	See photos	505.2	1133B.4.1. 1	4.9.4	23-93
887		At the stair leading to the platform, there is no 12" horizontal handrail extension beyond the first riser nosing. The handrail does not return to a wall, guard, or landing surface.	See photos	505.10.2	1133B.4.2. 2	4.9.4 (2)	23-94
888	North Concourse	There are two Pepsi raised platforms that have stairs only, there is no accessible ramp.	See photos	28 CFR Part 36.308	1104B.3.3, 1104B.3.5		23-195
889		At the stair leading to the platforms, there is a handrail on only one side of the stair, not on both sides as required	See photos	505.2	1133B.4.1. 1	4.9.4	
890		The fixed numbered Pepsi-can shaped stools are adjacent to a counter that is 43" AFF, higher than the 34" maximum height for an accessible dining surface.	See photos	902.3	1122B.4	4.32.4	23-204, 23-205, 23-206, 23-207
891		There are no wheelchair spaces, with companion seats, on the Pepsi platforms		802.1, 802.2, 802.3			23-204, 23-205, 23-206, 23-207
892		There is an access panel in the floor adjacent to Section 305. The floor transition at at the floor level access panel has an abrupt change in level of 1/2", changes in level between 1/4" high minimum and 1/2" high maximum shall be beveled with a slope not steeper than 1:2.	See photos	303.3	1124B.2	4.5.2	23-181, 23-182
893	<b>400 Level</b>						

Levi Stadium

Accessibility Survey - McBrayer Data

Item	Location	Description of Identified Barrier	As-Built	2010 ADAS	2010 CBC	1991 ADAAG	Photo
894	Levi's 501 Club	At the concession area at the south side of the Levi's 501 Club, there is no accessible portion of the counter that is 36" minimum long and that extends the same depth as the sales counter.	See photos	904.4, 904.4.1	1122B.5	7.2	24- 129, 24- 134, 24- 135, 24- 139, 24- 140, 24- 142, 24- 143, 24- 144, 24- 145, 24, 152, 24, 153
895		At the concession area between gridlines 97 and 98, there is no accessible portion of the counter that is 36" minimum long and that extends the same depth as the sales counter. Point-of-sale devices, beer taps, and soda dispensers occupy the countertop.	See photos	904.4, 904.4.1	1122B.5 (34" maximum AFF)	7.2	24- 163, 24- 166, 24- 167, 24, 172, 24- 175, 24- 176, 24- 177
896		At the concession area adjacent to the west entry doors, the U-shaped counter is 41-3/4" high. The only accessible height portions of the counter are sections at each end that are separate from the main counter and are 33-3/4" high. None of the services available at the main counter appear to be offered at the separate accessible height counter sections.	See photos	904.4, 904.4.1	1122B.5 (34" maximum AFF)	7.2	24- 178, 24- 179, 24- 181, 24- 182, 24- 187
897		There is a U-shaped service counter at the west side of the space between gridlines 1 and 100. The long base of the U-shaped countertop is 41-3/4" AFF, the two legs of the U-shaped countertop are 33-7/8" AFF. The service counter appears to be set up for food and coffee service. None of the service items are on the accessible height low service counter tops. All of the service items are on the 41-3/4" high service counter top, which is higher than the 36" maximum height for an accessible service counter.	See photos	904.4, 904.4.1	1122B.5 (34" maximum AFF)	7.2	24- 198, 24- 200, 24- 201, 24- 202, 24- 203, 24- 204, 24- 205, 24- 211
898		Some of the items at the service bar, such as coffee creamer, are in dispensers that are as high as 55-1/4" AFF, higher than the 48" maximum high reach range	See photos	308.1			24- 212, 24- 213

Levi Stadium

Accessibility Survey - McBrayer Data

Item	Location	Description of Identified Barrier	As-Built	2010 ADAS	2010 CBC	1991 ADAAG	Photo
899		At the concession area at the north side of the 501 Levi's club, there is no an accessible portion of the counter that is 36" minimum long and that extends the same depth as the sales counter. Point-of-sale devices, beer taps, and soda dispensers occupy the countertop.	See photos	904.4, 904.4.1	1122B.5 (34" maximum AFF)	7.2	24- 257, 24- 260, 24- 264, 24- 266, 24- 268, 24- 269
900		Glass top dining counters at Section 219 and 220 are 43-1/2" AFF, higher than the 34" maximum height for dining surfaces.	See photos	902.3	1122B.4	4.32.4	24- 305, 24- 306, 24- 307
901	<b>100 Level</b>						
902	100 Level BNY Mellon Club West	There are 12 high top round tables in the bar area that are at 41-7/8" AFF, higher than the 34" maximum height for an accessible dining surface. There are no accessible height dining surfaces with a forward approach for a person in a wheelchair in the bar area.	See Photos	902.2, 902.3			26- 943, 26- 948, 26- 915, 26- 916
903		The U-shaped bar has a counter top at 41-3/4" AFF, higher than the 36" maximum height for an accessible service counter. There is a low section of counter at 33-5/8" high, this section of counter is set up for coffee service. There is no accessible height portion of counter for service at the bar.	See Photos	904.4, 904.4.1	1122B.5 (34" maximum AFF)	7.2	26- 920, 26- 921, 26- 922, 26- 923, 26- 927, 26- 925, 26- 926

Levi Stadium

Accessibility Survey - McBrayer Data

Item	Location	Description of Identified Barrier	As-Built	2010 ADAS	2010 CBC	1991 ADAAG	Photo
904	700 Level to Ground Level	There is a sloped route (identified on the plans as a 'Service Ramp') that leads from the 700 Level to the Ground Level. Running slopes of the walking surface at portions of the sloped route range from 5.8% to 6.9%, greater than the 5% maximum slope of a walking surface.	See Photos	403.3	1133B.7.3	4.3.7	26- 1010, 26-1015, 26-1016, 26-1027, 26-1028, 26-1039, 26-1040, 26-1042, 26-1043, 26-1055, 26-1056, 26-1057, 26-1058


NEVAREZ V 49ERS - LEVI STADIUM - MCBRAYER PHOTOS



22- (73)




22- (75)



22- (77)



22- (84)



22- (85)



22- (88)



NEVAREZ V 49ERS - LEVI STADIUM - MCBRAYER PHOTOS



22- (90)




22- (91)




22- (93)



22- (94)



22- (112)




22- (113)

NEVAREZ V 49ERS - LEVI STADIUM - MCBRAYER PHOTOS



22- (116)



22- (117)



22- (120)



22- (121)



22- (156)




22- (157)


NEVAREZ V 49ERS - LEVI STADIUM - MCBRAYER PHOTOS



22- (158)




22- (159)



22- (160)



22- (177)



22- (198)



22- (199)

NEVAREZ V 49ERS - LEVI STADIUM - MCBRAYER PHOTOS




22- (200)



22- (201)



22- (202)



22- (203)



22- (204)



22- (205)

NEVAREZ V 49ERS - LEVI STADIUM - MCBRAYER PHOTOS



22- (213)



22- (214)



22- (215)



22- (217)



22- (218)



22- (221)

NEVAREZ V 49ERS - LEVI STADIUM - MCBRAYER PHOTOS



22- (222)




22- (228)




22- (237)



22- (265)



22- (293)



22- (294)

NEVAREZ V 49ERS - LEVI STADIUM - MCBRAYER PHOTOS



22- (296)



22- (297)



22- (298)



22- (299)



22- (300)



22- (314)


NEVAREZ V 49ERS - LEVI STADIUM - MCBRAYER PHOTOS




22- (315)



22- (316)




22- (317)



22- (321)



22- (322)



22- (327)



NEVAREZ V 49ERS - LEVI STADIUM - MCBRAYER PHOTOS



22- (328)



22- (331)



23- (22)



23- (23)



23- (25)



23- (26)


NEVAREZ V 49ERS - LEVI STADIUM - MCBRAYER PHOTOS



23- (28)



23- (29)



23- (30)



23- (31)



23- (32)



23- (56)

NEVAREZ V 49ERS - LEVI STADIUM - MCBRAYER PHOTOS



23- (57)



23- (58)



23- (59)



23- (63)



23- (64)



23- (65)

NEVAREZ V 49ERS - LEVI STADIUM - MCBRAYER PHOTOS



23- (66)




23- (67)



23- (69)



23- (70)



23- (71)



23- (84)

NEVAREZ V 49ERS - LEVI STADIUM - MCBRAYER PHOTOS



23- (85)



23- (86)



23- (87)



23- (92)



23- (93)



23- (94)


NEVAREZ V 49ERS - LEVI STADIUM - MCBRAYER PHOTOS



23- (95)




23- (96)



23- (101)



23- (107)



23- (112)



23- (123)

NEVAREZ V 49ERS - LEVI STADIUM - MCBRAYER PHOTOS



23- (124)




23- (138)




23- (139)



23- (146)



23- (155)




23- (158)

NEVAREZ V 49ERS - LEVI STADIUM - MCBRAYER PHOTOS



23- (162)




23- (167)



23- (171)



23- (173)



23- (181)



23- (182)



NEVAREZ V 49ERS - LEVI STADIUM - MCBRAYER PHOTOS



23- (195)



23- (204)



23- (205)



23- (206)



23- (207)



23- (212)

NEVAREZ V 49ERS - LEVI STADIUM - MCBRAYER PHOTOS



23- (265)



23- (266)



23- (269)



23- (273)



23- (275)



23- (276)


NEVAREZ V 49ERS - LEVI STADIUM - MCBRAYER PHOTOS



23- (328)



23- (329)



23- (341)



23- (346)



23- (348)



23- (349)

NEVAREZ V 49ERS - LEVI STADIUM - MCBRAYER PHOTOS



23- (353)




23- (356)



23- (357)



23- (358)



23- (359)



23- (383)

NEVAREZ V 49ERS - LEVI STADIUM - MCBRAYER PHOTOS



23- (385)



23- (386)



23- (388)



23- (389)



23- (400)




23- (401)

NEVAREZ V 49ERS - LEVI STADIUM - MCBRAYER PHOTOS



24- (31)



24- (32)



24- (40)



24- (41)



24- (42)



24- (47)

NEVAREZ V 49ERS - LEVI STADIUM - MCBRAYER PHOTOS



24- (48)



24- (50)



24- (56)



24- (60)



24- (61)



24- (66)

NEVAREZ V 49ERS - LEVI STADIUM - MCBRAYER PHOTOS




24- (67)



24- (68)



24- (69)



24- (71)



24- (76)



24- (77)




NEVAREZ V 49ERS - LEVI STADIUM - MCBRAYER PHOTOS



24- (78)



24- (82)




24- (83)



24- (84)



24- (89)



24- (90)


NEVAREZ V 49ERS - LEVI STADIUM - MCBRAYER PHOTOS




24- (91)



24- (94)




24- (96)



24- (101)



24- (103)



24- (107)

NEVAREZ V 49ERS - LEVI STADIUM - MCBRAYER PHOTOS



24- (112)



24- (113)



24- (114)



24- (115)



24- (116)




24- (119)

NEVAREZ V 49ERS - LEVI STADIUM - MCBRAYER PHOTOS




24- (120)



24- (129)



24- (134)



24- (135)



24- (139)



24- (140)

NEVAREZ V 49ERS - LEVI STADIUM - MCBRAYER PHOTOS



24- (142)



24- (143)



24- (144)



24- (145)



24- (152)



24- (153)

NEVAREZ V 49ERS - LEVI STADIUM - MCBRAYER PHOTOS



24- (163)



24- (166)



24- (167)



24- (172)



24- (175)



24- (176)


NEVAREZ V 49ERS - LEVI STADIUM - MCBRAYER PHOTOS



24- (177)



24- (178)




24- (179)



24- (181)



24- (182)



24- (187)

NEVAREZ V 49ERS - LEVI STADIUM - MCBRAYNER PHOTOS




24- (198)




24- (200)



24- (201)



24- (202)



24- (203)



24- (204)



NEVAREZ V 49ERS - LEVI STADIUM - MCBRAYER PHOTOS




24- (205)



24- (211)



24- (212)



24- (213)



24- (238)




24- (239)


NEVAREZ V 49ERS - LEVI STADIUM - MCBRAYER PHOTOS



24- (240)



24- (241)



24- (242)



24- (245)



24- (257)



24- (260)


NEVAREZ V 49ERS - LEVI STADIUM - MCBRAYER PHOTOS



24- (264)




24- (266)




24- (269)



24- (305)



24- (306)



24- (307)

NEVAREZ V 49ERS - LEVI STADIUM - MCBRAYER PHOTOS



24- (319)



24- (326)



24- (327)



24- (336)



24- (338)



24- (351)

NEVAREZ V 49ERS - LEVI STADIUM - MCBRAYER PHOTOS



24- (352)



24- (354)



24- (355)



24- (356)



24- (373)



24- (374)

NEVAREZ V 49ERS - LEVI STADIUM - MCBRAYER PHOTOS




25- (5)



25- (7)



25- (8)



25- (12)



25- (14)



25- (15)

NEVAREZ V 49ERS - LEVI STADIUM - MCBRAYER PHOTOS



25- (18)




25- (19)



25- (20)



25- (21)



25- (25)



25- (26)


NEVAREZ V 49ERS - LEVI STADIUM - MCBRAYER PHOTOS



25- (27)



25- (28)



25- (32)



25- (34)



25- (36)



25- (42)



NEVAREZ V 49ERS - LEVI STADIUM - MCBRAYER PHOTOS



25- (43)



25- (44)



25- (45)



25- (49)



25- (51)



25- (52)

NEVAREZ V 49ERS - LEVI STADIUM - MCBRAYER PHOTOS



25- (53)



25- (54)



25- (60)



25- (61)



25- (62)




25- (67)

NEVAREZ V 49ERS - LEVI STADIUM - MCBRAYER PHOTOS



25- (68)



25- (79)



25- (80)



25- (81)



25- (83)



25- (84)

NEVAREZ V 49ERS - LEVI STADIUM - MCBRAYER PHOTOS



25- (85)



25- (90)



25- (91)



25- (92)



25- (106)




25- (107)

NEVAREZ V 49ERS - LEVI STADIUM - MCBRAYER PHOTOS




25- (108)



25- (109)



25- (114)



25- (115)




25- (116)



25- (117)

NEVAREZ V 49ERS - LEVI STADIUM - MCBRAYER PHOTOS



25- (122)



25- (123)



25- (124)



25- (130)



25- (134)



25- (135)

NEVAREZ V 49ERS - LEVI STADIUM - MCBRAYER PHOTOS



25- (136)



25- (137)



25- (143)



25- (145)



25- (150)



25- (151)

NEVAREZ V 49ERS - LEVI STADIUM - MCBRAYER PHOTOS



25- (152)



25- (157)



25- (158)



25- (165)



25- (166)



25- (167)



NEVAREZ V 49ERS - LEVI STADIUM - MCBRAYER PHOTOS



25- (168)



25- (173)




25- (177)



25- (178)



25- (179)



25- (180)

NEVAREZ V 49ERS - LEVI STADIUM - MCBRAYER PHOTOS



25- (200)




25- (201)



25- (202)



25- (203)



25- (208)




25- (209)

NEVAREZ V 49ERS - LEVI STADIUM - MCBRAYER PHOTOS



25- (210)



25- (218)



25- (219)



25- (220)



25- (221)



25- (225)


NEVAREZ V 49ERS - LEVI STADIUM - MCBRAYNER PHOTOS



25- (226)



25- (227)



25- (228)



25- (235)



25- (236)



25- (237)

NEVAREZ V 49ERS - LEVI STADIUM - MCBRAYER PHOTOS



25- (238)



25- (241)



25- (242)



25- (246)



25- (247)



25- (248)

NEVAREZ V 49ERS - LEVI STADIUM - MCBRAYER PHOTOS



25- (259)



25- (260)



25- (261)



25- (262)



25- (266)



25- (267)

NEVAREZ V 49ERS - LEVI STADIUM - MCBRAYER PHOTOS



25- (268)



25- (269)



25- (270)



25- (273)



25- (274)



25- (275)

NEVAREZ V 49ERS - LEVI STADIUM - MCBRAYER PHOTOS



25- (276)



25- (280)




25- (281)



25- (282)



25- (283)



25- (291)




NEVAREZ V 49ERS - LEVI STADIUM - MCBRAYER PHOTOS



25- (292)



25- (293)



25- (294)



25- (298)



25- (299)



25- (300)

NEVAREZ V 49ERS - LEVI STADIUM - MCBRAYER PHOTOS



25- (314)



25- (321)



25- (324)



25- (328)



25- (347)



25- (363)

NEVAREZ V 49ERS - LEVI STADIUM - MCBRAYER PHOTOS



25- (369)



25- (370)



25- (372)



25- (373)




25- (374)



25- (390)

NEVAREZ V 49ERS - LEVI STADIUM - MCBRAYER PHOTOS



25- (400)



25- (401)



25- (402)



25- (403)



25- (414)



25- (415)

NEVAREZ V 49ERS - LEVI STADIUM - MCBRAYER PHOTOS



25- (416)



25- (417)




25- (421)



25- (422)



25- (423)



25- (424)

NEVAREZ V 49ERS - LEVI STADIUM - MCBRAYER PHOTOS



25- (428)



25- (429)



25- (430)



25- (431)



25- (435)



25- (436)

NEVAREZ V 49ERS - LEVI STADIUM - MCBRAYER PHOTOS



25- (437)



25- (438)



25- (442)



25- (443)



25- (444)



25- (445)

NEVAREZ V 49ERS - LEVI STADIUM - MCBRAYER PHOTOS



25- (449)



25- (450)




25- (451)



25- (456)



25- (457)



25- (458)



NEVAREZ V 49ERS - LEVI STADIUM - MCBRAYER PHOTOS




25- (459)



25- (467)




25- (468)



25- (469)



25- (470)



25- (474)

NEVAREZ V 49ERS - LEVI STADIUM - MCBRAYER PHOTOS



25- (475)



25- (476)



25- (477)



25- (481)



25- (482)



25- (483)

NEVAREZ V 49ERS - LEVI STADIUM - MCBRAYER PHOTOS



25- (484)



25- (488)




25- (489)



25- (490)



25- (491)



25- (496)

NEVAREZ V 49ERS - LEVI STADIUM - MCBRAYER PHOTOS



25- (497)




25- (498)



25- (499)



25- (502)



25- (503)



25- (505)

NEVAREZ V 49ERS - LEVI STADIUM - MCBRAYER PHOTOS



25- (506)



25- (510)



25- (511)



25- (513)



25- (515)



25- (516)

NEVAREZ V 49ERS - LEVI STADIUM - MCBRAYER PHOTOS



25- (524)



25- (525)



25- (526)



25- (527)



25- (532)



25- (533)

NEVAREZ V 49ERS - LEVI STADIUM - MCBRAYER PHOTOS



25- (534)



25- (547)




25- (548)



25- (549)



25- (550)



25- (554)


NEVAREZ V 49ERS - LEVI STADIUM - MCBRAYER PHOTOS



25- (555)



25- (556)




25- (557)



25- (561)



25- (562)



25- (563)



NEVAREZ V 49ERS - LEVI STADIUM - MCBRAYER PHOTOS



25- (564)



25- (577)




25- (578)



25- (579)



25- (580)



25- (584)

NEVAREZ V 49ERS - LEVI STADIUM - MCBRAYER PHOTOS



25- (585)




25- (586)



25- (587)



25- (591)



25- (592)



25- (593)

NEVAREZ V 49ERS - LEVI STADIUM - MCBRAYER PHOTOS



25- (594)




25- (600)



25- (601)



25- (602)



25- (603)



25- (604)

NEVAREZ V 49ERS - LEVI STADIUM - MCBRAYER PHOTOS



25- (605)



25- (609)



25- (610)



25- (611)



25- (612)



25- (616)

NEVAREZ V 49ERS - LEVI STADIUM - MCBRAYER PHOTOS



25- (617)



25- (618)



25- (619)



25- (623)



25- (624)



25- (625)

NEVAREZ V 49ERS - LEVI STADIUM - MCBRAYER PHOTOS



25- (626)




25- (630)



25- (631)



25- (632)



25- (633)



25- (638)


NEVAREZ V 49ERS - LEVI STADIUM - MCBRAYER PHOTOS



25- (639)




25- (643)



25- (644)



25- (645)



25- (649)



25- (650)

NEVAREZ V 49ERS - LEVI STADIUM - MCBRAYER PHOTOS



25- (651)



25- (652)



25- (656)



25- (657)



25- (658)



25- (668)



NEVAREZ V 49ERS - LEVI STADIUM - MCBRAYER PHOTOS




25- (669)



25- (670)



25- (676)



25- (680)



25- (681)



25- (682)

NEVAREZ V 49ERS - LEVI STADIUM - MCBRAYER PHOTOS



25- (683)



25- (688)



25- (689)



25- (690)



25- (691)



25- (700)

NEVAREZ V 49ERS - LEVI STADIUM - MCBRAYER PHOTOS



25- (701)



25- (702)



25- (703)



25- (707)



25- (708)



25- (709)

NEVAREZ V 49ERS - LEVI STADIUM - MCBRAYER PHOTOS



25- (710)



25- (714)



25- (715)



25- (716)



25- (717)



25- (721)

NEVAREZ V 49ERS - LEVI STADIUM - MCBRAYER PHOTOS



25- (722)



25- (723)



25- (724)



25- (729)



25- (730)



25- (731)

NEVAREZ V 49ERS - LEVI STADIUM - MCBRAYER PHOTOS



25- (732)



25- (737)



25- (738)



25- (739)



25- (740)



25- (749)

NEVAREZ V 49ERS - LEVI STADIUM - MCBRAYER PHOTOS



25- (750)



25- (751)



25- (752)



25- (772)



25- (774)



25- (775)

NEVAREZ V 49ERS - LEVI STADIUM - MCBRAYER PHOTOS



25- (776)



25- (781)



25- (782)



25- (784)



25- (794)



25- (795)




NEVAREZ V 49ERS - LEVI STADIUM - MCBRAYER PHOTOS



25- (796)



25- (797)



25- (801)



25- (802)




25- (803)



25- (804)

NEVAREZ V 49ERS - LEVI STADIUM - MCBRAYER PHOTOS



25- (808)



25- (810)



25- (811)



25- (813)



25- (817)



25- (818)

NEVAREZ V 49ERS - LEVI STADIUM - MCBRAYER PHOTOS



25- (819)



25- (820)



25- (824)



25- (825)



25- (826)



25- (827)


NEVAREZ V 49ERS - LEVI STADIUM - MCBRAYER PHOTOS




25- (833)



25- (834)



25- (835)



25- (839)



25- (840)



25- (841)

NEVAREZ V 49ERS - LEVI STADIUM - MCBRAYER PHOTOS



25- (845)




25- (849)



25- (850)



25- (851)



25- (852)



25- (856)

NEVAREZ V 49ERS - LEVI STADIUM - MCBRAYER PHOTOS



25- (857)



25- (858)



25- (861)



25- (864)



25- (865)



25- (867)

NEVAREZ V 49ERS - LEVI STADIUM - MCBRAYER PHOTOS



25- (868)



25- (872)



25- (873)



25- (874)



25- (875)



25- (878)

NEVAREZ V 49ERS - LEVI STADIUM - MCBRAYER PHOTOS



25- (880)



25- (881)



25- (882)



25- (887)



25- (888)



25- (889)



NEVAREZ V 49ERS - LEVI STADIUM - MCBRAYER PHOTOS



25- (890)



25- (891)



25- (892)



26- (36)



26- (37)



26- (38)

NEVAREZ V 49ERS - LEVI STADIUM - MCBRAYER PHOTOS



26- (39)



26- (40)



26- (52)



26- (54)



26- (55)



26- (61)

NEVAREZ V 49ERS - LEVI STADIUM - MCBRAYER PHOTOS



26- (62)



26- (63)




26- (64)



26- (65)



26- (68)



26- (69)

NEVAREZ V 49ERS - LEVI STADIUM - MCBRAYER PHOTOS



26- (71)



26- (72)



26- (77)



26- (78)



26- (79)



26- (80)

NEVAREZ V 49ERS - LEVI STADIUM - MCBRAYER PHOTOS



26- (83)



26- (84)



26- (85)



26- (86)



26- (91)



26- (92)

NEVAREZ V 49ERS - LEVI STADIUM - MCBRAYER PHOTOS



26- (93)



26- (94)



26- (98)



26- (100)



26- (101)



26- (102)

NEVAREZ V 49ERS - LEVI STADIUM - MCBRAYER PHOTOS



26- (106)



26- (107)



26- (108)



26- (109)



26- (201)



26- (205)

NEVAREZ V 49ERS - LEVI STADIUM - MCBRAYER PHOTOS



26- (211)



26- (220)




26- (230)



26- (232)



26- (233)



26- (242)



NEVAREZ V 49ERS - LEVI STADIUM - MCBRAYER PHOTOS



26- (246)



26- (247)



26- (250)



26- (251)



26- (253)



26- (254)

NEVAREZ V 49ERS - LEVI STADIUM - MCBRAYER PHOTOS



26- (262)



26- (263)



26- (268)



26- (270)



26- (272)



26- (273)


NEVAREZ V 49ERS - LEVI STADIUM - MCBRAYER PHOTOS



26- (276)




26- (279)



26- (280)



26- (282)



26- (287)



26- (290)

NEVAREZ V 49ERS - LEVI STADIUM - MCBRAYER PHOTOS



26- (291)



26- (293)



26- (296)



26- (297)



26- (299)



26- (300)

NEVAREZ V 49ERS - LEVI STADIUM - MCBRAYER PHOTOS




26- (303)



26- (305)



26- (307)



26- (313)



26- (316)



26- (317)

NEVAREZ V 49ERS - LEVI STADIUM - MCBRAYER PHOTOS



26- (318)



26- (321)




26- (324)



26- (325)



26- (327)



26- (328)

NEVAREZ V 49ERS - LEVI STADIUM - MCBRAYER PHOTOS



26- (332)



26- (333)



26- (335)



26- (336)



26- (337)



26- (340)


NEVAREZ V 49ERS - LEVI STADIUM - MCBRAYER PHOTOS




26- (341)



26- (344)



26- (345)



26- (348)



26- (349)



26- (351)



NEVAREZ V 49ERS - LEVI STADIUM - MCBRAYER PHOTOS



26- (352)



26- (355)



26- (356)



26- (358)



26- (359)



26- (362)


NEVAREZ V 49ERS - LEVI STADIUM - MCBRAYER PHOTOS



26- (363)



26- (365)



26- (366)



26- (369)



26- (370)



26- (372)

NEVAREZ V 49ERS - LEVI STADIUM - MCBRAYER PHOTOS



26- (373)



26- (376)




26- (377)



26- (379)



26- (380)



26- (383)

NEVAREZ V 49ERS - LEVI STADIUM - MCBRAYER PHOTOS



26- (384)



26- (386)



26- (387)



26- (396)



26- (397)



26- (399)

NEVAREZ V 49ERS - LEVI STADIUM - MCBRAYER PHOTOS



26- (400)



26- (403)



26- (404)



26- (406)



26- (407)



26- (410)

NEVAREZ V 49ERS - LEVI STADIUM - MCBRAYER PHOTOS



26- (411)




26- (413)



26- (414)



26- (416)



26- (417)



26- (419)

NEVAREZ V 49ERS - LEVI STADIUM - MCBRAYER PHOTOS



26- (422)



26- (425)



26- (426)



26- (428)



26- (429)



26- (434)

NEVAREZ V 49ERS - LEVI STADIUM - MCBRAYER PHOTOS



26- (438)




26- (439)



26- (448)



26- (459)



26- (460)



26- (461)




NEVAREZ V 49ERS - LEVI STADIUM - MCBRAYER PHOTOS



26- (462)



26- (463)



26- (466)



26- (480)



26- (482)



26- (483)

NEVAREZ V 49ERS - LEVI STADIUM - MCBRAYER PHOTOS



26- (491)



26- (492)



26- (497)



26- (498)



26- (500)



26- (514)

NEVAREZ V 49ERS - LEVI STADIUM - MCBRAYER PHOTOS



26- (515)



26- (517)



26- (523)



26- (525)



26- (526)



26- (534)

NEVAREZ V 49ERS - LEVI STADIUM - MCBRAYER PHOTOS




26- (535)



26- (537)



26- (540)



26- (541)



26- (543)



26- (546)

NEVAREZ V 49ERS - LEVI STADIUM - MCBRAYER PHOTOS



26- (547)



26- (549)



26- (553)



26- (554)



26- (563)



26- (564)

NEVAREZ V 49ERS - LEVI STADIUM - MCBRAYER PHOTOS



26- (566)



26- (569)



26- (570)



26- (572)




26- (575)



26- (576)

NEVAREZ V 49ERS - LEVI STADIUM - MCBRAYER PHOTOS



26- (578)



26- (581)



26- (582)



26- (584)



26- (587)



26- (588)

NEVAREZ V 49ERS - LEVI STADIUM - MCBRAYER PHOTOS



26- (589)



26- (593)




26- (594)



26- (596)



26- (607)



26- (608)



NEVAREZ V 49ERS - LEVI STADIUM - MCBRAYER PHOTOS




26- (617)



26- (618)



26- (626)



26- (627)



26- (629)



26- (632)

NEVAREZ V 49ERS - LEVI STADIUM - MCBRAYER PHOTOS



26- (633)



26- (635)



26- (639)



26- (640)



26- (642)



26- (645)

NEVAREZ V 49ERS - LEVI STADIUM - MCBRAYER PHOTOS



26- (646)



26- (648)



26- (654)



26- (655)



26- (657)



26- (660)

NEVAREZ V 49ERS - LEVI STADIUM - MCBRAYER PHOTOS



26- (661)



26- (663)



26- (667)



26- (668)



26- (670)



26- (686)

NEVAREZ V 49ERS - LEVI STADIUM - MCBRAYER PHOTOS



26- (693)



26- (694)



26- (700)



26- (717)



26- (718)



26- (719)

NEVAREZ V 49ERS - LEVI STADIUM - MCBRAYER PHOTOS



26- (724)



26- (725)




26- (726)



26- (729)



26- (730)



26- (731)

NEVAREZ V 49ERS - LEVI STADIUM - MCBRAYER PHOTOS



26- (740)



26- (743)



26- (747)



26- (749)



26- (753)



26- (754)

NEVAREZ V 49ERS - LEVI STADIUM - MCBRAYER PHOTOS



26- (755)



26- (759)



26- (760)



26- (761)



26- (769)



26- (770)



NEVAREZ V 49ERS - LEVI STADIUM - MCBRAYER PHOTOS



26- (771)




26- (774)




26- (775)



26- (776)



26- (780)



26- (781)

NEVAREZ V 49ERS - LEVI STADIUM - MCBRAYER PHOTOS



26- (782)



26- (788)



26- (792)



26- (793)



26- (797)



26- (798)

NEVAREZ V 49ERS - LEVI STADIUM - MCBRAYER PHOTOS



26- (799)



26- (803)



26- (805)



26- (807)



26- (815)



26- (819)

NEVAREZ V 49ERS - LEVI STADIUM - MCBRAYER PHOTOS



26- (822)



26- (823)



26- (829)



26- (831)



26- (832)



26- (837)


NEVAREZ V 49ERS - LEVI STADIUM - MCBRAYER PHOTOS



26- (838)




26- (840)



26- (844)



26- (846)



26- (849)



26- (851)

NEVAREZ V 49ERS - LEVI STADIUM - MCBRAYER PHOTOS



26- (854)



26- (856)



26- (862)



26- (863)



26- (865)



26- (915)

NEVAREZ V 49ERS - LEVI STADIUM - MCBRAYER PHOTOS




26- (916)




26- (920)



26- (921)



26- (922)



26- (923)



26- (925)

NEVAREZ V 49ERS - LEVI STADIUM - MCBRAYER PHOTOS



26- (926)



26- (927)



26- (943)



26- (948)



26- (1010)



26- (1015)




NEVAREZ V 49ERS - LEVI STADIUM - MCBRAYER PHOTOS



26- (1016)




26- (1027)



26- (1028)



26- (1039)



26- (1040)



26- (1042)

NEVAREZ V 49ERS - LEVI STADIUM - MCBRAYER PHOTOS




26- (1043)



26- (1055)



26- (1056)



26- (1057)



26- (1058)